

JANUARY



SINGLE FAMILY



CONDOMINIUMS



VACANT LAND

MEDIAN SALES PRICE	2019	2018
	\$360,000 ▲	\$329,000
	\$341,500 ▼	\$347,000
	\$37,000 ▼	\$40,000

CLOSED SALES	2019	2018
	140 ▼	173
	61 ▲	55
	107 ▼	182

OPENED LISTINGS	2019	2018
	260 ▲	179
	66 ▼	67
	230 ▲	182

VOLUME SALES	2019	2018
	\$64,810,578 ▼	\$95,302,592
	\$32,793,950 ▲	\$26,222,000
	\$11,371,800 ▼	\$30,153,650

All information taken from Hawaii Information Services. MLS Sales Data information shown herein, while not guaranteed, is derived from sources deemed reliable. Old Republic Title is providing this information as a free customer service and makes no warranties or representations as to its accuracy. Data as of 02/01/2019



Stacy P. Disney

PRINCIPAL-BROKER® RB-21672

Direct: (808) 345-2591

Email: stacy@stacydisney.com



Disney Associates, LLC

65-1225 Puu Opele Road
Kamuela, HI 96743

www.disneyassociates.com

JAN 2019	JAN 2018	JAN 2019	JAN 2018
Closed Sales	Closed Sales	Median Price	Median Price

SINGLE FAMILY HOMES

Puna	55	63	\$207,500	\$240,000
South Hilo	18	26	\$332,500	\$322,500
North Hilo	1	1	\$405,000	\$1,500,000
Hamakua	4	1	\$557,500	\$338,050
North Kohala	4	6	\$810,000	\$986,000
South Kohala	12	20	\$535,000	\$677,250
North Kona	31	32	\$599,000	\$552,500
South Kona	6	9	\$570,000	\$515,000
Ka'u	9	15	\$145,000	\$170,000

CONDOMINIUM

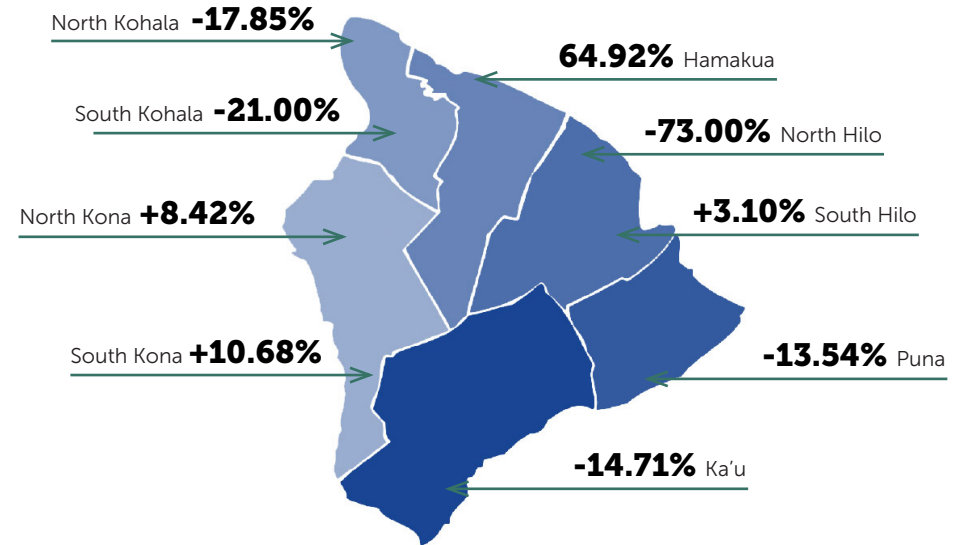
Puna	-	-	-	-
South Hilo	6	10	\$178,088	\$115,000
North Hilo	-	-	-	-
Hamakua	-	-	-	--
North Kohala	-	-	-	-
South Kohala	23	22	\$510,000	\$548,750
North Kona	30	23	\$340,750	\$345,000
South Kona	2	-	\$234,000	-
Ka'u	-	-	-	-

VACANT LAND

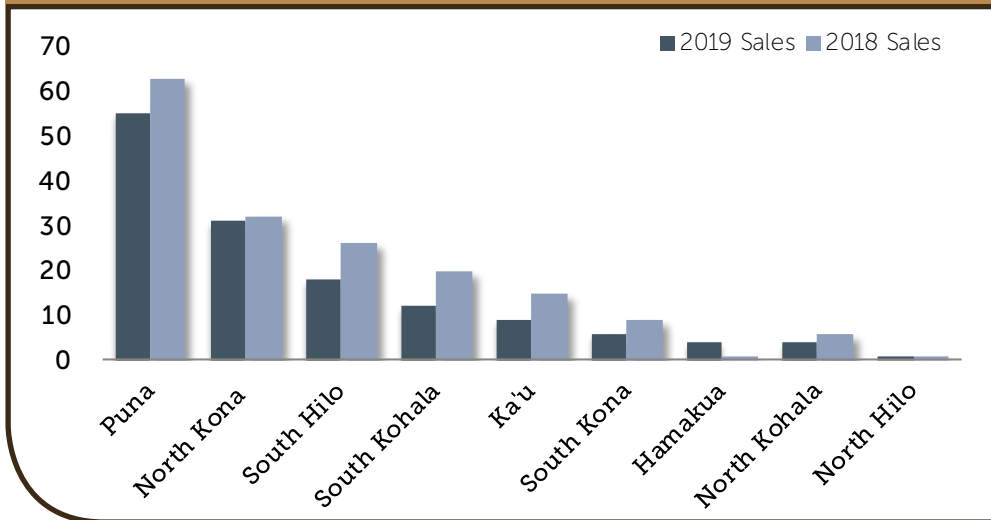
Puna	60	92	\$30,250	\$23,500
South Hilo	8	38	\$228,500	\$167,500
North Hilo	-	1	-	\$310,000
Hamakua	3	7	\$188,000	\$188,479
North Kohala	1	2	\$250,000	\$465,000
South Kohala	6	6	\$430,000	\$156,500
North Kona	5	10	\$277,500	\$300,000
South Kona	8	3	\$107,800	\$189,000
Ka'u	16	23	\$12,000	\$7,000



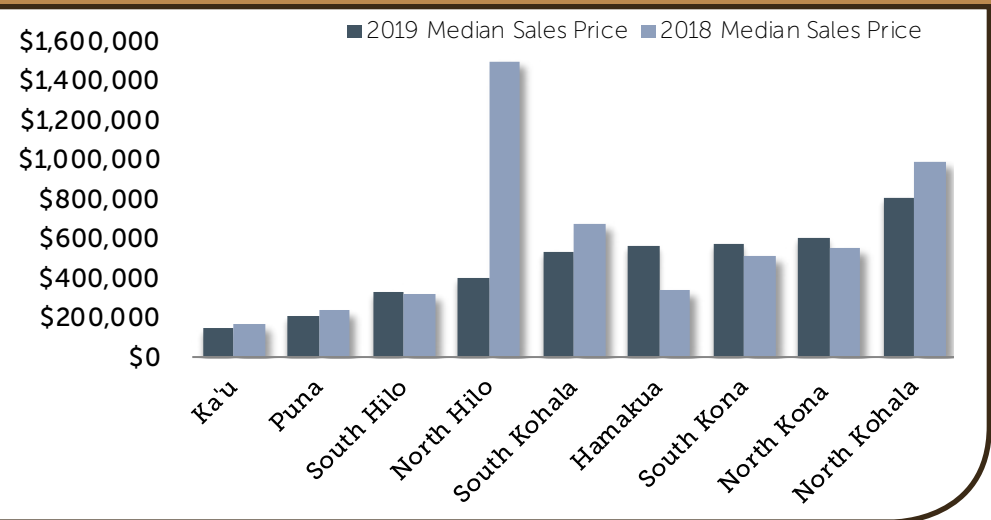
	CLOSED SALES			MEDIAN SALES PRICE		
	2019	2018	% Change	2019	2018	% Change
Puna	55	63	-12.70%	\$207,500	\$240,000	-13.54%
South Hilo	18	26	-30.77%	\$332,500	\$322,500	3.10%
North Hilo	1	1	0.00%	\$405,000	\$1,500,000	-73.00%
Hamakua	4	1	300.00%	\$557,500	\$338,050	64.92%
North Kohala	4	6	-33.33%	\$810,000	\$986,000	-17.85%
South Kohala	12	20	-40.00%	\$535,000	\$677,250	-21.00%
North Kona	31	32	-3.13%	\$599,000	\$552,500	8.42%
South Kona	6	9	-33.33%	\$570,000	\$515,000	10.68%
Ka'u	9	15	-40.00%	\$145,000	\$170,000	-14.71%
SUMMARY	140	173	-19.08%	\$360,000	\$329,000	9.42%


Single Family Residence Unit Sales YTD

2019 vs 2018


Single Family Residence Median Sales Price YTD

2019 vs 2018

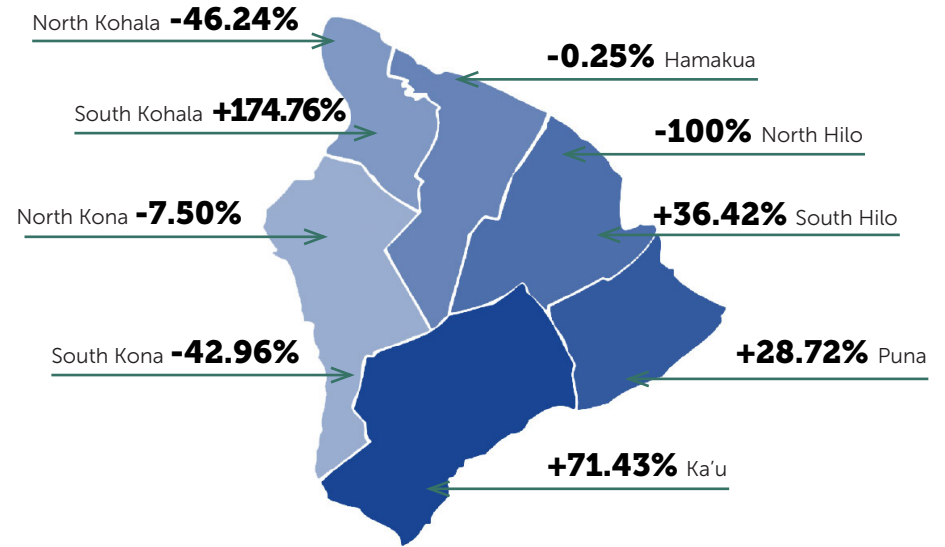


*All information taken from Hawaii Information Services. MLS Sales Data information shown herein, while not guaranteed, is derived from sources deemed reliable. Old Republic Title is providing this information as a free customer service and makes no warranties or representations as to its accuracy.



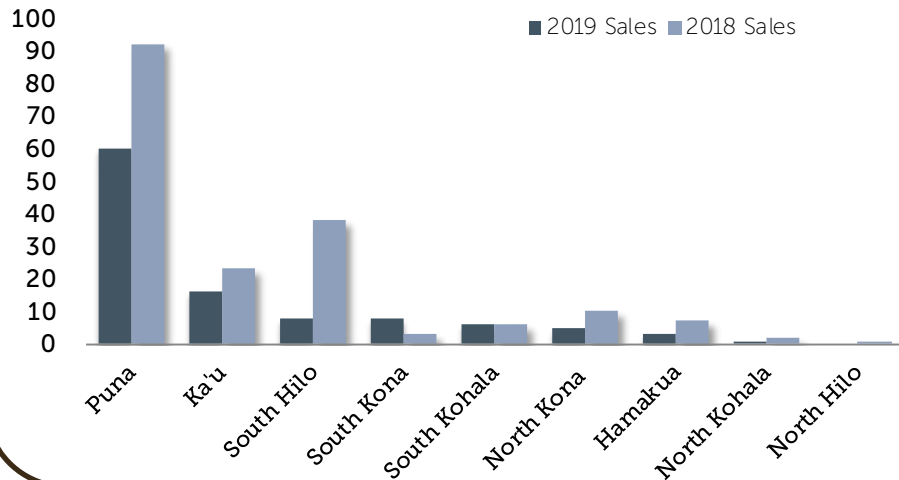
VACANT LAND

	CLOSED SALES			MEDIAN SALES PRICE		
	2019	2018	% Change	2019	2018	% Change
Puna	60	92	-34.78%	\$30,250	\$23,500	28.72%
South Hilo	8	38	-78.95%	\$228,500	\$167,500	36.42%
North Hilo	-	1	-100%	-	\$310,000	-100%
Hamakua	3	7	-57.14%	\$188,000	\$188,479	-0.25%
North Kohala	1	2	-50.00%	\$250,000	\$465,000	-46.24%
South Kohala	6	6	0.00%	\$430,000	\$156,500	174.76%
North Kona	5	10	-50.00%	\$277,500	\$300,000	-7.50%
South Kona	8	3	166.67%	\$107,800	\$189,000	-42.96%
Ka'u	16	23	-30.43%	\$12,000	\$7,000	71.43%
SUMMARY	107	182	-41.21%	\$37,000	\$40,000	-7.50%



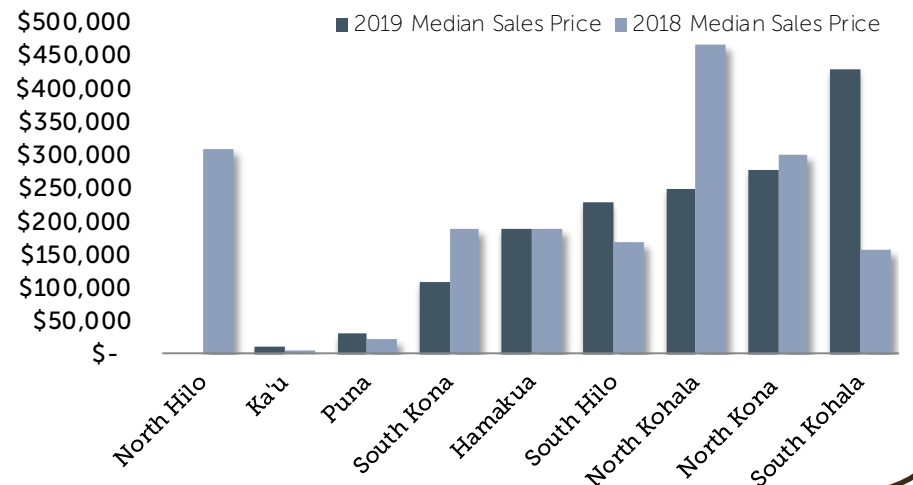
Vacant Land Unit Sales YTD

2019 vs 2018



Vacant Land Median Sales Price YTD

2019 vs 2018



*All information taken from Hawaii Information Services. MLS Sales Data information shown herein, while not guaranteed, is derived from sources deemed reliable. Old Republic Title is providing this information as a free customer service and makes no warranties or representations as to its accuracy.