

FEBRUARY

SINGLE FAMILY

CONDOMINIUMS

VACANT LAND

MEDIAN SALES PRICE	2023	2022
\$459,500 ▼	\$554,000 ▲	\$44,500 ▲
\$514,250	\$545,000	\$39,750

CLOSED SALES	2023	2022
127 ▼	48 ▼	114 ▼
228	85	216

OPENED LISTINGS	2023	2022
107 ▼	30 ▲	148 ▼
116	26	215

VOLUME SALES	2023	2022
\$92,168,610 ▼	\$57,934,000 ▼	\$20,114,494 ▼
\$184,420,460	\$73,683,294	\$33,923,819

All information taken from Hawaii Information Services. MLS Sales Data information shown herein, while not guaranteed, is derived from sources deemed reliable. Old Republic Title is providing this information as a free customer service and makes no warranties or representations as to its accuracy.



ANGELA BYERLY
Escrow Officer
AByerly@ortc.com



JODIE FELTMANN
VP, Branch Manager
Escrow Officer
JFeltmann@ortc.com



EBBE KEAWEKANE-HALE
Escrow Officer
EKeawekane-hale@ortc.com

KAILUA-KONA

75-5722 Kuakini Hwy. #215
Kona, HI 96740

Phone **808.327.3700**
Fax **866.745.2082**

FEB 2023	FEB 2022	FEB 2023	FEB 2022
Closed Sales	Closed Sales	Median Price	Median Price

SINGLE FAMILY HOMES

Area	FEB 2023	FEB 2022	FEB 2023	FEB 2022
	Closed Sales	Closed Sales	Median Price	Median Price
Puna	53	94	\$331,000	\$350,000
South Hilo	15	38	\$470,000	\$578,500
North Hilo	1	4	\$235,000	\$788,250
Hamakua	2	3	\$1,060,500	\$829,000
North Kohala	6	8	\$2,275,000	\$1,436,500
South Kohala	6	18	\$742,500	\$962,500
North Kona	24	37	\$945,000	\$1,125,000
South Kona	9	12	\$695,000	\$737,000
Ka'u	11	14	\$350,000	\$337,500

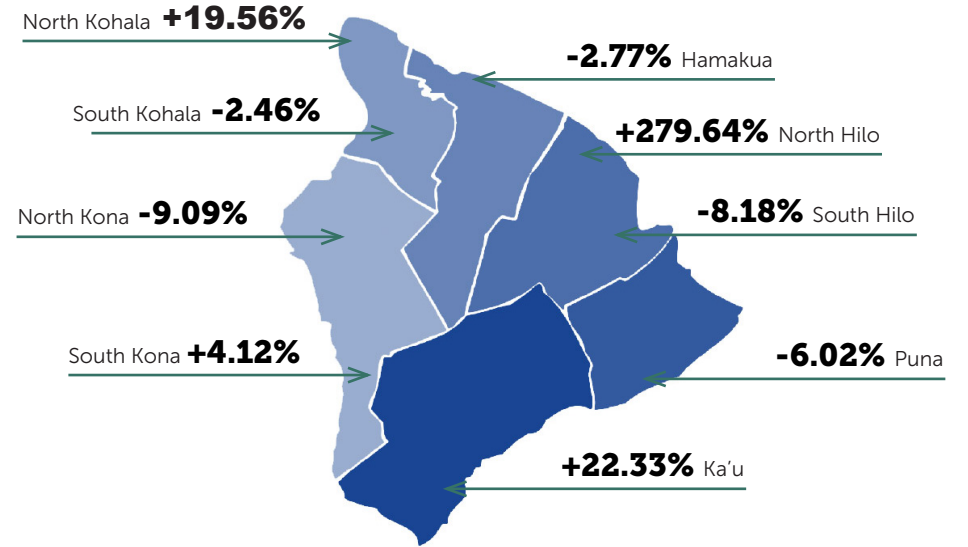
CONDOMINIUM

Area	FEB 2023	FEB 2022	FEB 2023	FEB 2022
	Closed Sales	Closed Sales	Median Price	Median Price
Puna	-	-	-	-
South Hilo	9	10	\$315,000	\$280,000
North Hilo	-	-	-	-
Hamakua	-	-	-	-
North Kohala	-	-	-	-
South Kohala	13	26	\$889,000	\$1,100,000
North Kona	26	48	\$580,000	\$466,250
South Kona	-	1	-	\$578,200
Ka'u	-	-	-	-

VACANT LAND

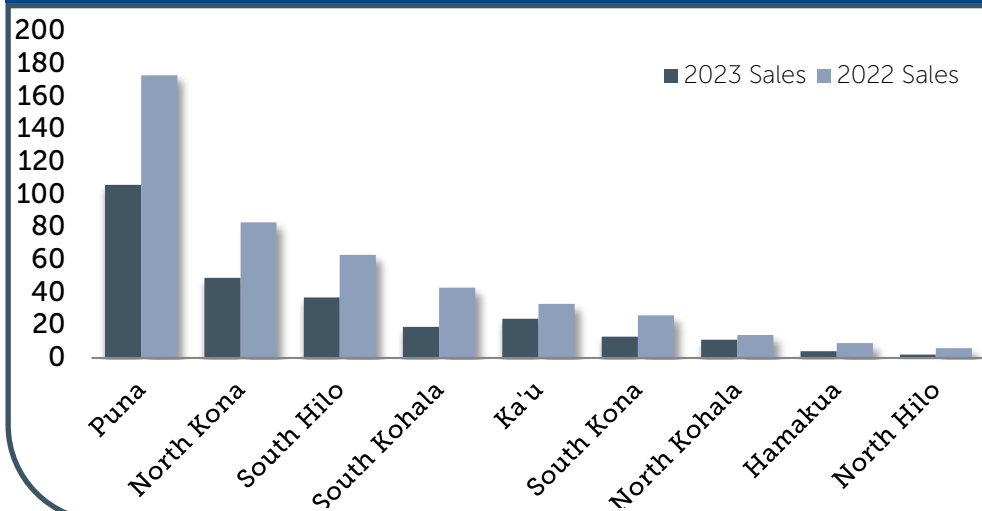
Area	FEB 2023	FEB 2022	FEB 2023	FEB 2022
	Closed Sales	Closed Sales	Median Price	Median Price
Puna	72	129	\$35,500	\$33,000
South Hilo	5	7	\$300,000	\$375,000
North Hilo	1	5	\$1,615,000	\$426,000
Hamakua	1	2	\$440,000	\$315,000
North Kohala	1	3	\$2,500,000	\$453,000
South Kohala	-	11	-	\$700,000
North Kona	9	9	\$460,000	\$475,000
South Kona	5	4	\$219,500	\$343,000
Ka'u	20	46	\$20,000	\$21,250

	CLOSED SALES			MEDIAN SALES PRICE		
	2023	2022	% Change	2023	2022	% Change
Puna	106	173	-38.73%	\$328,000	\$349,000	-6.02%
South Hilo	37	63	-41.27%	\$505,000	\$550,000	-8.18%
North Hilo	2	6	-66.67%	\$2,992,500	\$788,250	279.64%
Hamakua	4	9	-55.56%	\$773,000	\$795,000	-2.77%
North Kohala	11	14	-21.43%	\$1,400,000	\$1,171,000	19.56%
South Kohala	19	43	-55.81%	\$892,500	\$915,000	-2.46%
North Kona	49	83	-40.96%	\$1,000,000	\$1,100,000	-9.09%
South Kona	13	26	-50.00%	\$695,000	\$667,500	4.12%
Ka'u	24	33	-27.27%	\$354,750	\$290,000	22.33%
SUMMARY	265	450	-41.11%	\$495,000	\$525,000	-5.71%



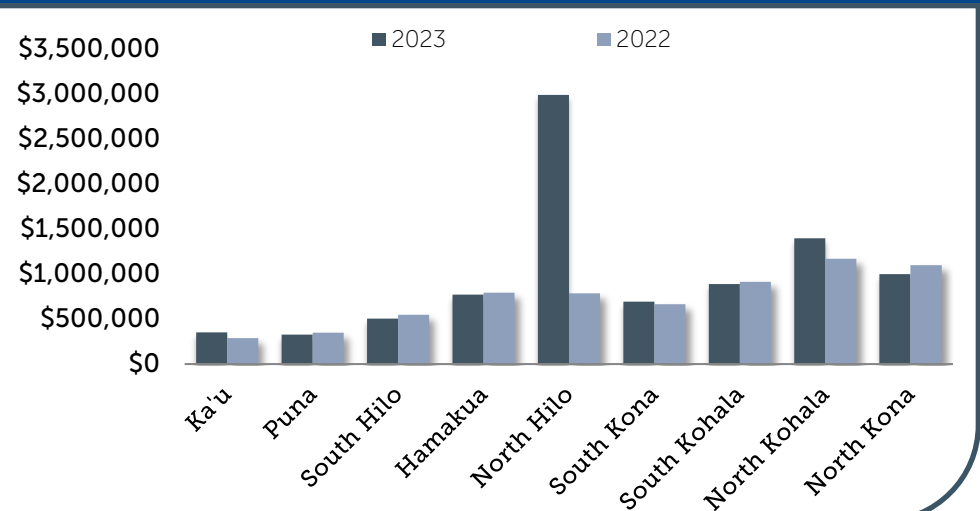
Single Family Residence Unit Sales YTD

2023 vs 2022



Single Family Residence Median Sales Price YTD

2023 vs 2022

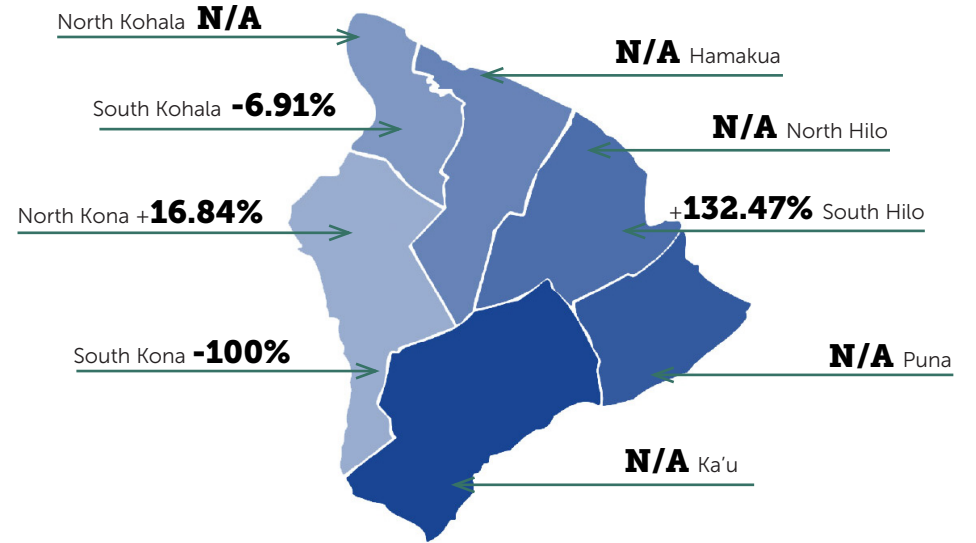


*All information taken from Hawaii Information Services. MLS Sales Data information shown herein, while not guaranteed, is derived from sources deemed reliable. Old Republic Title is providing this information as a free customer service and makes no warranties or representations as to its accuracy.



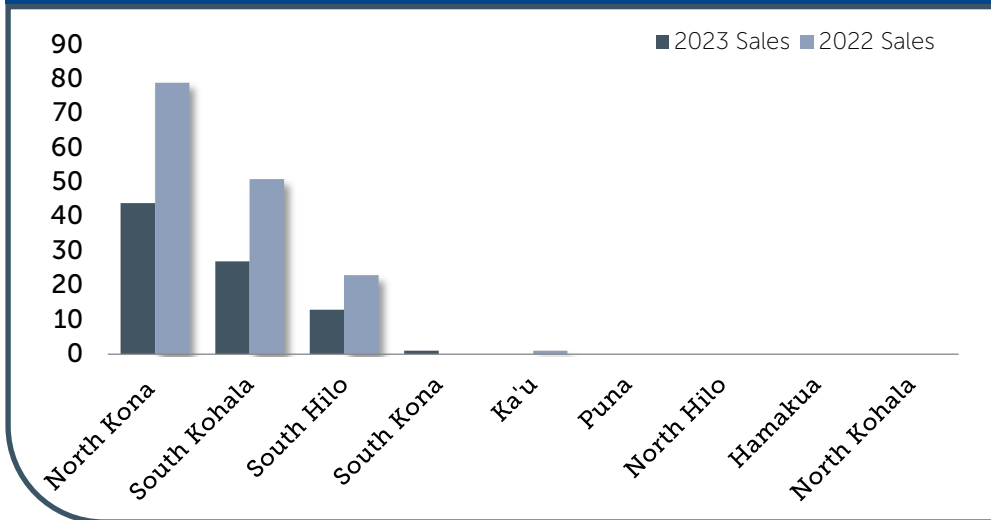
CONDOMINIUM

	CLOSED SALES			MEDIAN SALES PRICE		
	2023	2022	% Change	2023	2022	% Change
Puna	-	-	-	-	-	-
South Hilo	13	23	-43.48%	\$305,000	\$131,200	132.47%
North Hilo	-	-	-	-	-	-
Hamakua	-	-	-	-	-	-
North Kohala	-	-	-	-	-	-
South Kohala	27	51	-47.06%	\$889,000	\$955,000	-6.91%
North Kona	44	79	-44.30%	\$555,000	\$475,000	16.84%
South Kona	-	1	-100.00%	-	\$578,200	-100.00%
Ka'u	1	-	-	\$315,000	-	-
SUMMARY	85	154	-44.81%	\$585,000	\$507,500	15.27%



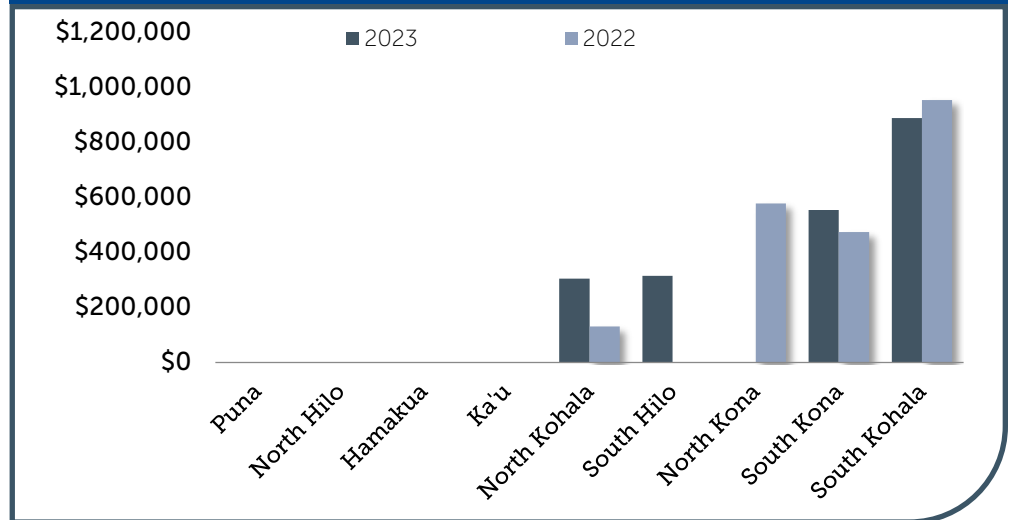
Condominium Unit Sales YTD

2023 vs 2022



Condominium Median Sales Price YTD

2023 vs 2022

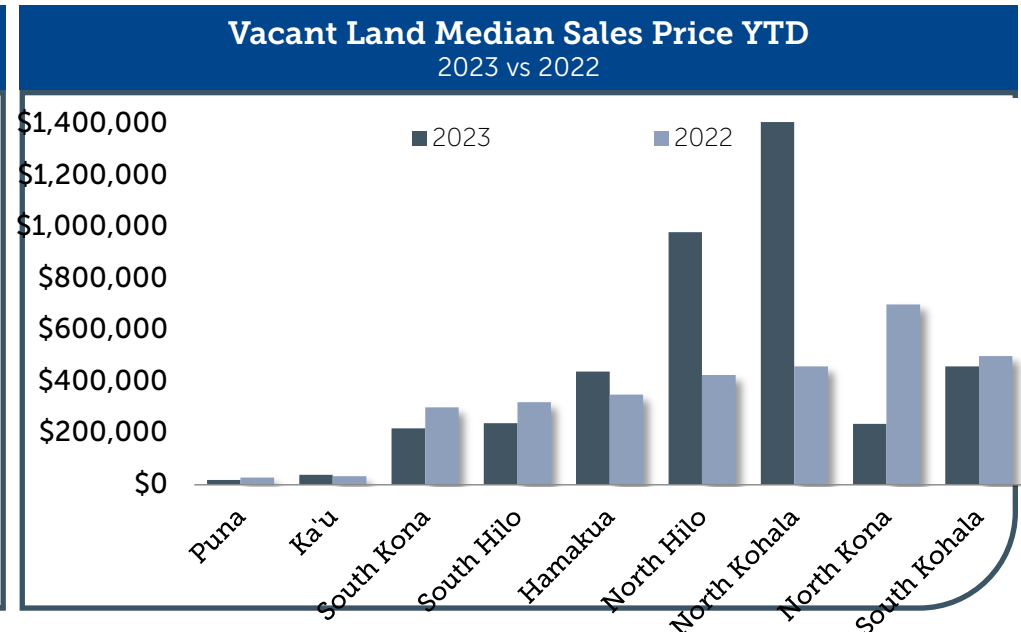
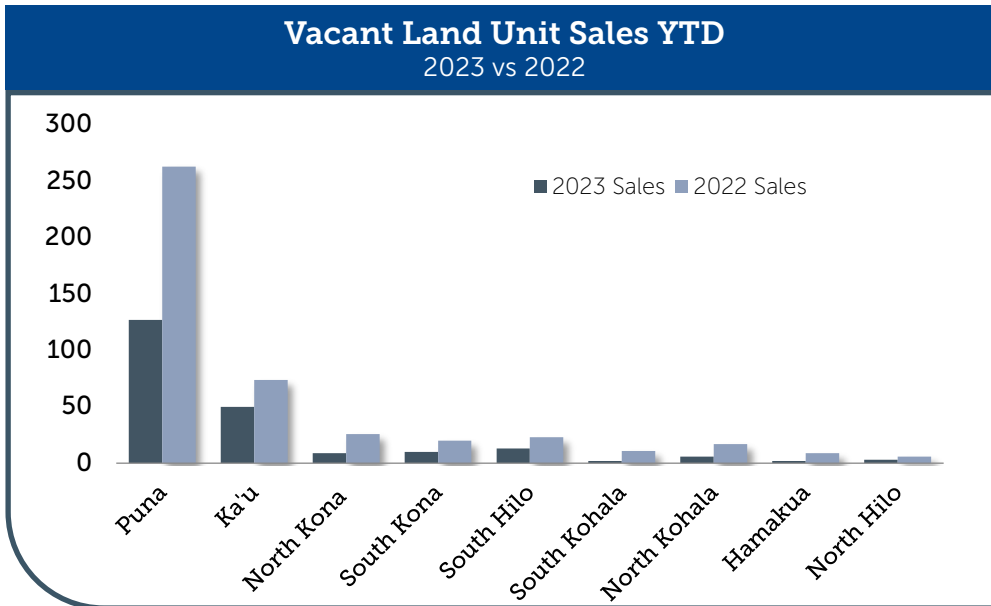
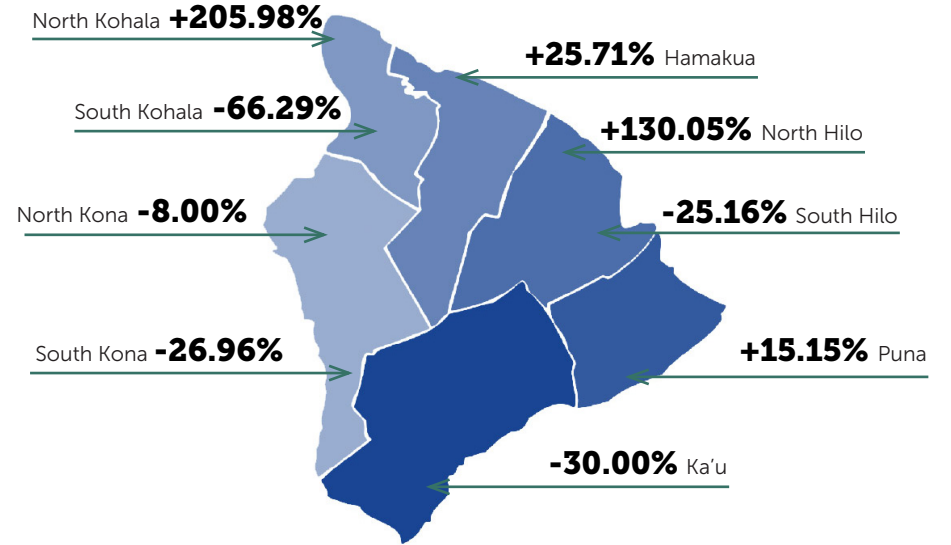


*All information taken from Hawaii Information Services. MLS Sales Data information shown herein, while not guaranteed, is derived from sources deemed reliable. Old Republic Title is providing this information as a free customer service and makes no warranties or representations as to its accuracy.



VACANT LAND

	CLOSED SALES			MEDIAN SALES PRICE		
	2023	2022	% Change	2023	2022	% Change
Puna	127	263	-51.71%	\$38,000	\$33,000	15.15%
South Hilo	10	20	-50.00%	\$239,500	\$320,000	-25.16%
North Hilo	2	9	-77.78%	\$980,000	\$426,000	130.05%
Hamakua	3	6	-50.00%	\$440,000	\$350,000	25.71%
North Kohala	2	11	-81.82%	\$1,407,500	\$460,000	205.98%
South Kohala	6	17	-64.71%	\$236,000	\$700,000	-66.29%
North Kona	13	23	-43.48%	\$460,000	\$500,000	-8.00%
South Kona	9	26	-65.38%	\$219,500	\$300,500	-26.96%
Ka'u	50	74	-32.43%	\$19,250	\$27,500	-30.00%
SUMMARY	222	449	-50.56%	\$45,000	\$42,000	7.14%



*All information taken from Hawaii Information Services. MLS Sales Data information shown herein, while not guaranteed, is derived from sources deemed reliable. Old Republic Title is providing this information as a free customer service and makes no warranties or representations as to its accuracy.