

JANUARY



SINGLE FAMILY



CONDOMINIUMS



VACANT LAND

MEDIAN SALES PRICE	2020	2019	2020	2019	2020	2019
	\$452,500 ▲	\$359,850	\$430,000 ▲	\$325,000	\$25,750 ▼	\$38,000

CLOSED SALES	2020	2019	2020	2019	2020	2019
	212 ▲	148	59 ▼	64	124 ▲	111

OPENED LISTINGS	2020	2019	2020	2019	2020	2019
	185 ▼	260	59 ▼	66	221 ▼	230

VOLUME SALES	2020	2019	2020	2019	2020	2019
	\$154,044,564 ▲	\$68,614,268	\$39,262,600 ▲	\$33,337,250	\$16,787,221 ▲	\$11,946,800

All information taken from Hawaii Information Services. MLS Sales Data information shown herein, while not guaranteed, is derived from sources deemed reliable. Old Republic Title is providing this information as a free customer service and makes no warranties or representations as to its accuracy. Data as of 02/04/2020



Stacy P. Disney

RB-21672

cell: 808-345-2591

Stacy@StacyDisney.com

www.StacyDisney.com

DISNEY ASSOCIATES, LLC | Waimea Town Plaza
64-1061 Mamalahoa Highway, #109, Kamuela, HI 96743

JAN 2020	JAN 2019	JAN 2020	JAN 2019
Closed Sales	Closed Sales	Median Price	Median Price

SINGLE FAMILY HOMES

Puna	72	60	\$225,000	\$210,000
South Hilo	25	19	\$545,000	\$330,000
North Hilo	2	1	\$362,720	\$405,000
Hamakua	9	4	\$400,000	\$557,500
North Kohala	7	4	\$680,000	\$810,000
South Kohala	30	12	\$702,500	\$535,000
North Kona	45	34	\$751,000	\$609,500
South Kona	9	6	\$592,499	\$570,000
Ka'u	13	8	\$285,000	\$113,500

CONDOMINIUM

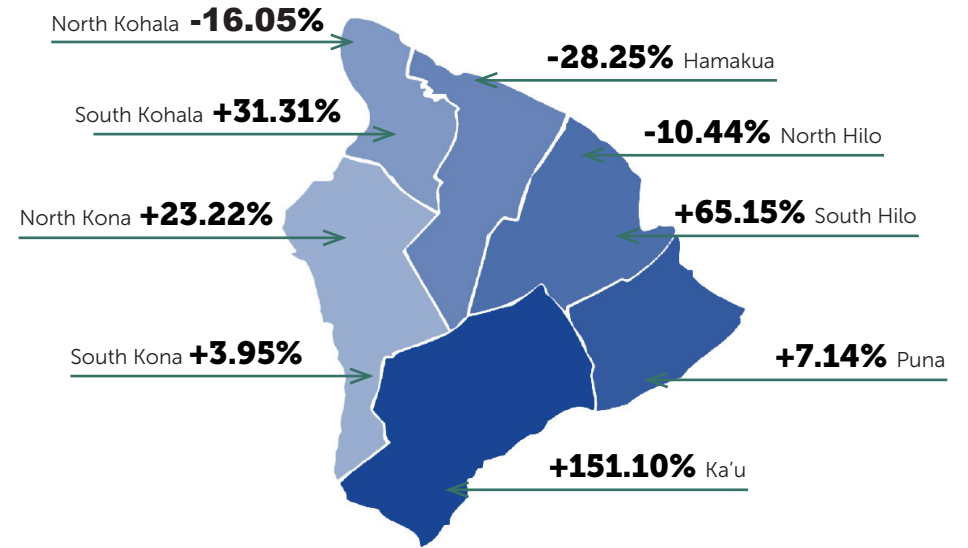
Puna	-	-	\$-	\$-
South Hilo	5	6	\$230,000	\$178,088
North Hilo	-	-	\$-	\$-
Hamakua	-	-	\$-	\$-
North Kohala	-	-	\$-	\$-
South Kohala	26	24	\$632,500	\$482,500
North Kona	28	32	\$390,500	\$325,000
South Kona	-	2	\$-	\$234,000
Ka'u	-	-	\$-	\$-

VACANT LAND

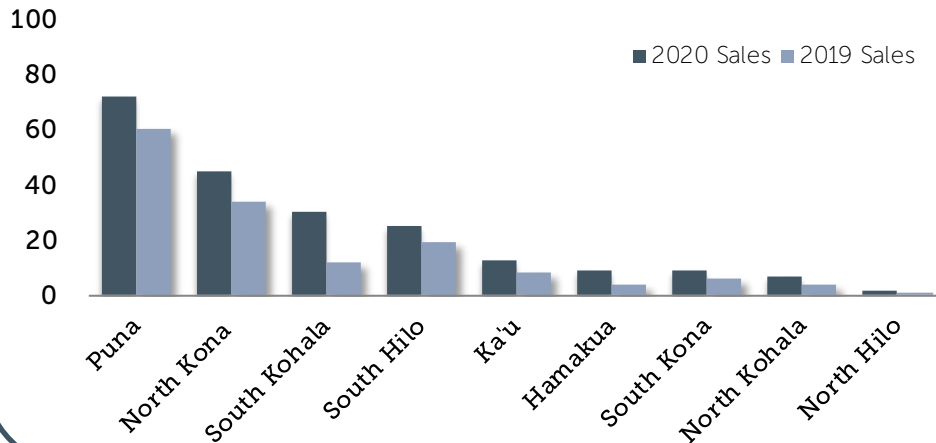
Puna	74	62	\$20,500	\$31,250
South Hilo	7	8	\$320,000	\$228,500
North Hilo	-	-	\$-	\$-
Hamakua	2	3	\$192,500	\$188,000
North Kohala	4	3	\$228,375	\$250,000
South Kohala	9	6	\$250,000	\$430,000
North Kona	5	5	\$260,000	\$277,500
South Kona	4	8	\$107,500	\$107,800
Ka'u	19	16	\$15,000	\$12,000


SINGLE FAMILY

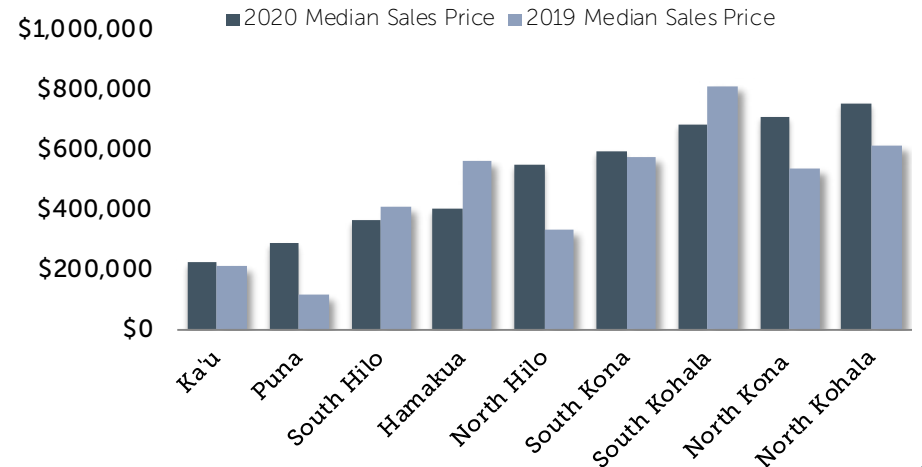
	CLOSED SALES			MEDIAN SALES PRICE		
	2020	2019	% Change	2020	2019	% Change
Puna	72	60	20.00%	\$225,000	\$210,000	7.14%
South Hilo	25	19	31.58%	\$545,000	\$330,000	65.15%
North Hilo	2	1	100.00%	\$362,720	\$405,000	-10.44%
Hamakua	9	4	125.00%	\$400,000	\$557,500	-28.25%
North Kohala	7	4	75.00%	\$680,000	\$810,000	-16.05%
South Kohala	30	12	150.00%	\$702,500	\$535,000	31.31%
North Kona	45	34	32.35%	\$751,000	\$609,500	23.22%
South Kona	9	6	50.00%	\$592,499	\$570,000	3.95%
Ka'u	13	8	62.50%	\$285,000	\$113,500	151.10%
SUMMARY	212	148	43.24%	\$452,500	\$359,850	25.75%


Single Family Residence Unit Sales YTD

2020 vs 2019


Single Family Residence Median Sales Price YTD

2020 vs 2019

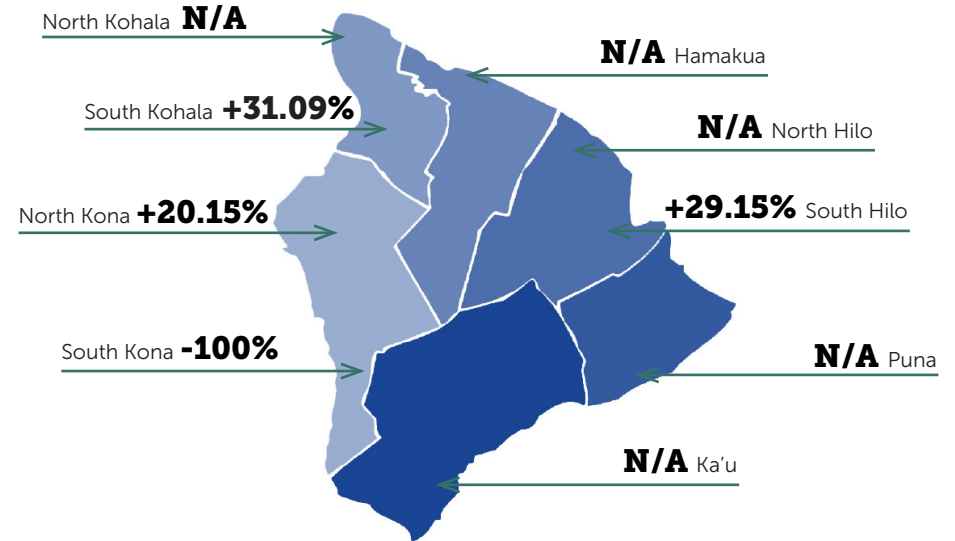


*All information taken from Hawaii Information Services. MLS Sales Data information shown herein, while not guaranteed, is derived from sources deemed reliable. Old Republic Title is providing this information as a free customer service and makes no warranties or representations as to its accuracy.

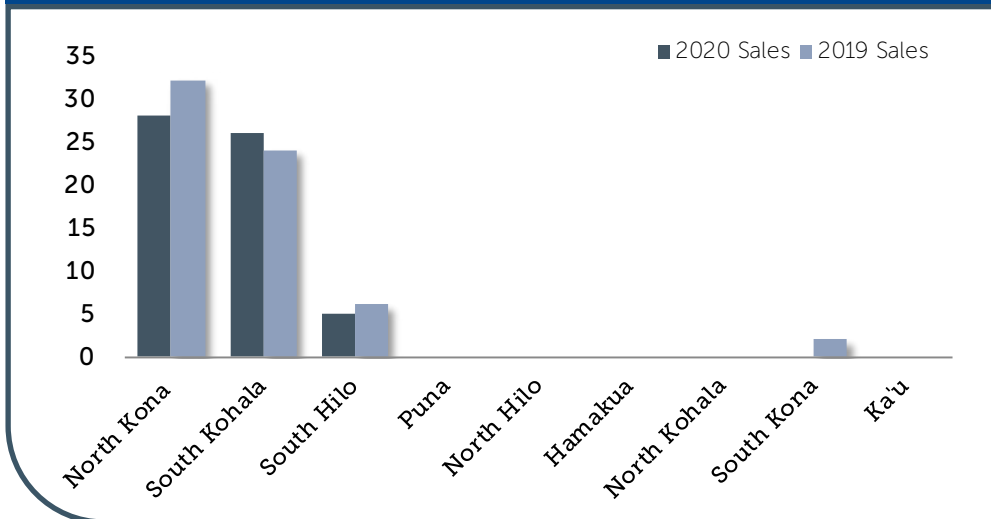



CONDOMINIUM

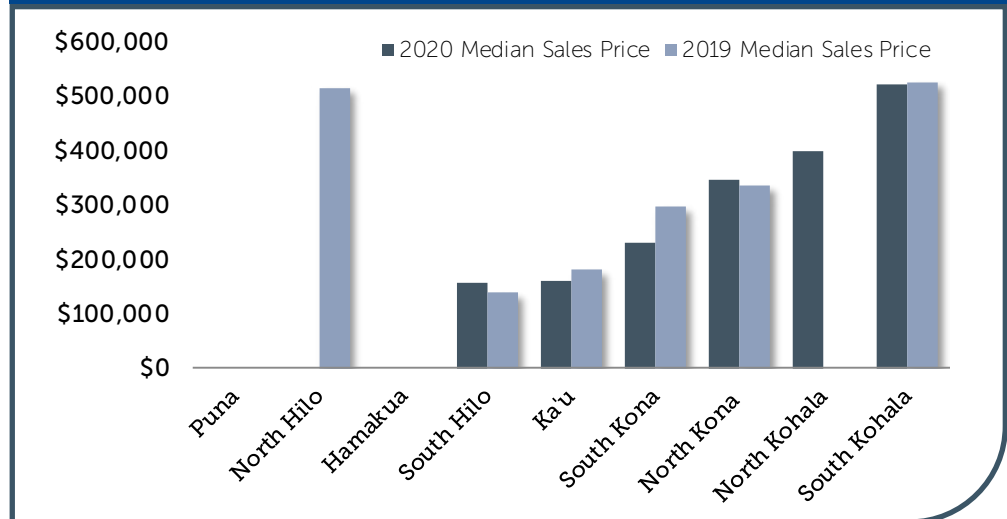
	CLOSED SALES			MEDIAN SALES PRICE		
	2020	2019	% Change	2020	2019	% Change
Puna	-	-	-	\$-	\$-	-
South Hilo	5	6	-16.67%	\$230,000	\$178,088	29.15%
North Hilo	-	-	-	\$-	\$-	-
Hamakua	-	-	-	\$-	\$-	-
North Kohala	-	-	-	\$-	\$-	-
South Kohala	26	24	8.33%	\$632,500	\$482,500	31.09%
North Kona	28	32	-12.50%	\$390,500	\$325,000	20.15%
South Kona	-	2	-100%	\$-	\$234,000	-100%
Ka'u	-	-	-	\$-	\$-	-
SUMMARY	59	64	-7.81%	\$430,000	\$325,000	32.31%


Condominium Unit Sales YTD

2020 vs 2019


Condominium Median Sales Price YTD

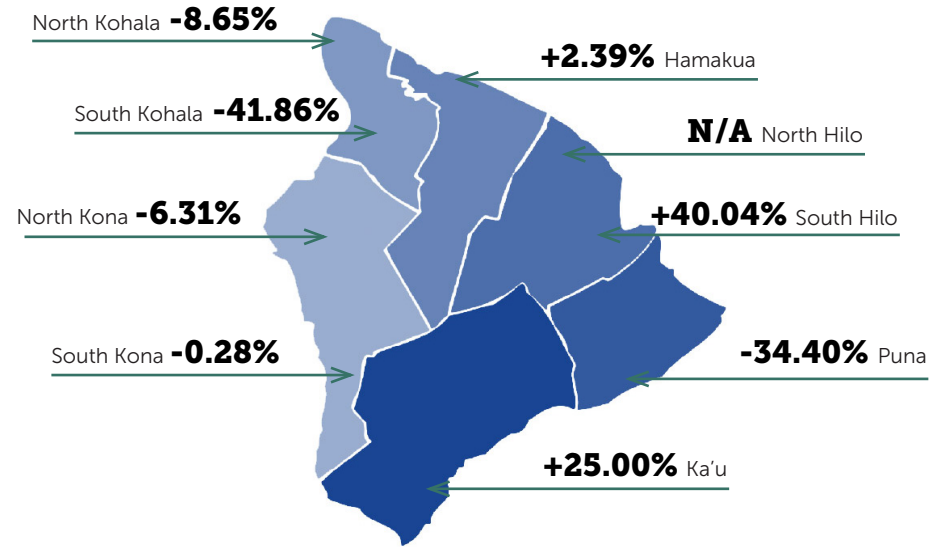
2020 vs 2019



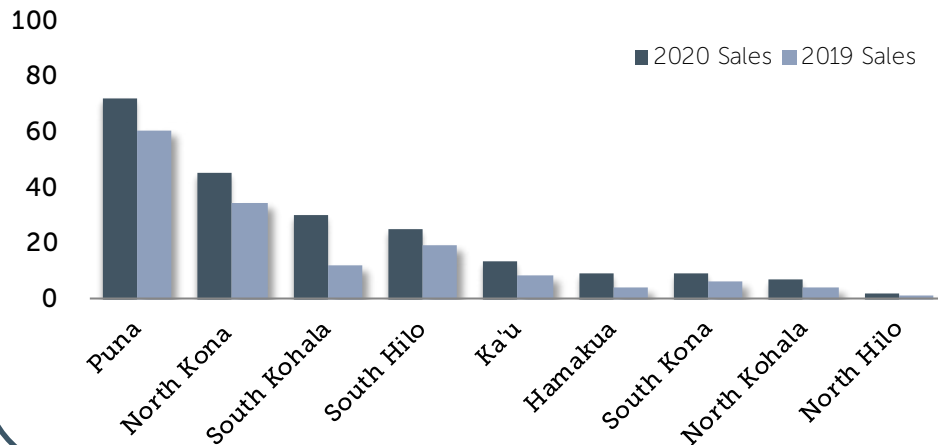
*All information taken from Hawaii Information Services. MLS Sales Data information shown herein, while not guaranteed, is derived from sources deemed reliable. Old Republic Title is providing this information as a free customer service and makes no warranties or representations as to its accuracy.


VACANT LAND

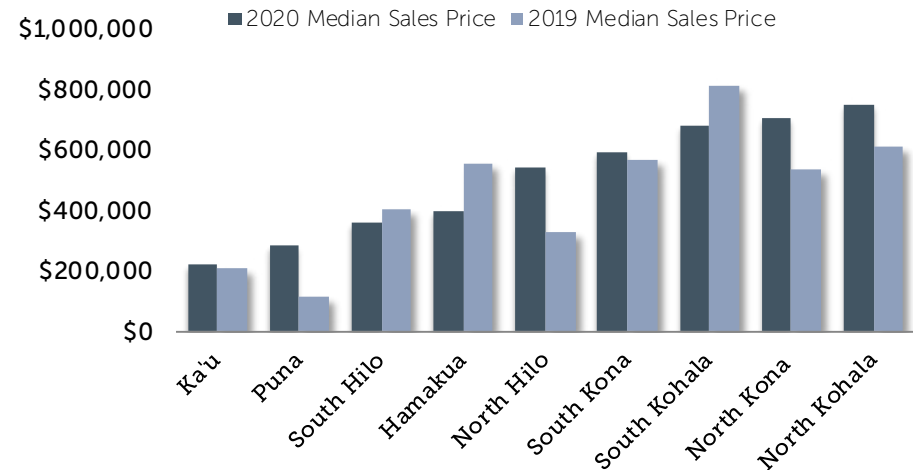
	CLOSED SALES			MEDIAN SALES PRICE		
	2020	2019	% Change	2020	2019	% Change
Puna	74	62	19.35%	\$20,500	\$31,250	-34.40%
South Hilo	7	8	-12.50%	\$320,000	\$228,500	40.04%
North Hilo	-	-	-	\$-	\$-	-
Hamakua	2	3	-33.33%	\$192,500	\$188,000	2.39%
North Kohala	4	3	33.33%	\$228,375	\$250,000	-8.65%
South Kohala	9	6	50.00%	\$250,000	\$430,000	-41.86%
North Kona	5	5	0.00%	\$260,000	\$277,500	-6.31%
South Kona	4	8	-50.00%	\$107,500	\$107,800	-0.28%
Ka'u	19	16	18.75%	\$15,000	\$12,000	25.00%
SUMMARY	124	111	11.71%	\$25,750	\$38,000	-32.24%


Vacant Land Unit Sales YTD

2020 vs 2019


Vacant Land Median Sales Price YTD

2020 vs 2019



*All information taken from Hawaii Information Services. MLS Sales Data information shown herein, while not guaranteed, is derived from sources deemed reliable. Old Republic Title is providing this information as a free customer service and makes no warranties or representations as to its accuracy.

