

**FEBRUARY**

**SINGLE FAMILY**

**CONDOMINIUMS**

**VACANT LAND**

MEDIAN SALES PRICE	2020	\$450,000 ▲	\$320,000 ▼	\$40,000 ▲
	2019	\$382,000	\$380,000	\$35,000

CLOSED SALES	2020	178 ▲	63 ▲	105 ▲
	2019	154	59	103

OPENED LISTINGS	2020	203 ▼	52 ▼	224 ▲
	2019	217	72	160

VOLUME SALES	2020	\$108,551,725 ▲	\$36,308,005 ▲	\$12,198,694 ▼
	2019	\$75,204,507	\$30,085,000	\$16,557,099

All information taken from Hawaii Information Services. MLS Sales Data information shown herein, while not guaranteed, is derived from sources deemed reliable. Old Republic Title is providing this information as a free customer service and makes no warranties or representations as to its accuracy. Data as of 03/04/2020.


**Stacy P. Disney**

RB-21672

cell: 808-345-2591

[Stacy@StacyDisney.com](mailto:Stacy@StacyDisney.com)
[www.StacyDisney.com](http://www.StacyDisney.com)

 DISNEY ASSOCIATES, LLC | Waimea Town Plaza  
 64-1061 Mamalahoa Highway, #109, Kamuela, HI 96743

FEB 2020	FEB 2019	FEB 2020	FEB 2019
Closed Sales	Closed Sales	Median Price	Median Price

**SINGLE FAMILY HOMES**

Puna	55	54	\$210,000	\$214,950
South Hilo	27	21	\$387,000	\$370,000
North Hilo	-	-	\$-	\$-
Hamakua	6	2	\$629,950	\$301,500
North Kohala	3	1	\$999,950	\$407,550
South Kohala	25	23	\$565,000	\$690,000
North Kona	43	36	\$770,000	\$655,000
South Kona	8	7	\$502,500	\$538,000
Ka'u	11	10	\$255,000	\$210,500

**CONDOMINIUM**

Puna	-	-	\$-	\$-
South Hilo	6	3	\$117,000	\$147,500
North Hilo	-	-	\$-	\$-
Hamakua	-	-	\$-	\$-
North Kohala	-	-	\$-	\$-
South Kohala	24	24	\$407,500	\$474,500
North Kona	33	31	\$324,000	\$375,000
South Kona	-	-	\$-	\$-
Ka'u	-	1	\$-	\$139,000

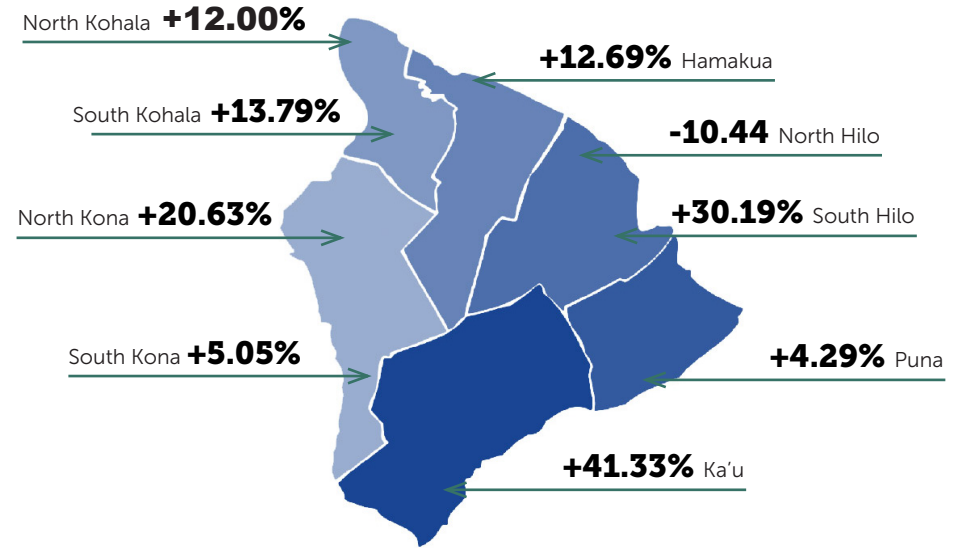
**VACANT LAND**

Puna	58	57	\$22,250	\$23,500
South Hilo	3	7	\$250,000	\$205,000
North Hilo	-	2	\$-	\$467,500
Hamakua	2	1	\$337,500	\$160,000
North Kohala	4	2	\$360,250	\$627,250
South Kohala	5	1	\$158,500	\$599,999
North Kona	12	11	\$252,500	\$270,000
South Kona	7	7	\$200,000	\$22,000
Ka'u	14	15	\$22,000	\$28,000



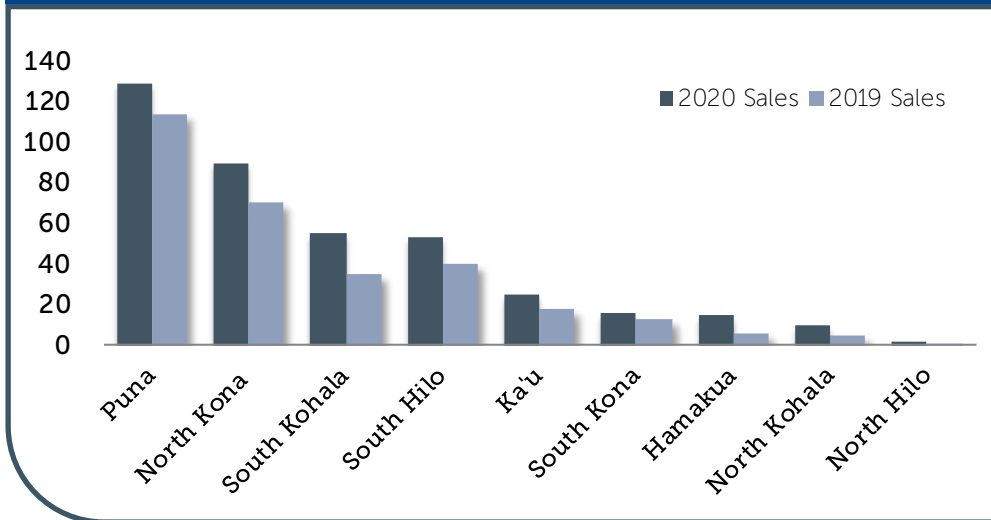
**SINGLE FAMILY**

	CLOSED SALES			MEDIAN SALES PRICE		
	2020	2019	% Change	2020	2019	% Change
Puna	129	114	13.16%	\$219,000	\$210,000	4.29%
South Hilo	53	40	32.50%	\$455,000	\$349,500	30.19%
North Hilo	2	1	100.00%	\$362,720	\$405,000	-10.44%
Hamakua	15	6	150.00%	\$475,000	\$421,500	12.69%
North Kohala	10	5	100.00%	\$839,975	\$750,000	12.00%
South Kohala	55	35	57.14%	\$660,000	\$580,000	13.79%
North Kona	89	70	27.14%	\$760,000	\$630,000	20.63%
South Kona	16	13	23.08%	\$572,500	\$545,000	5.05%
Ka'u	25	18	38.89%	\$265,000	\$187,500	41.33%
<b>SUMMARY</b>	<b>394</b>	<b>302</b>	<b>30.46%</b>	<b>\$449,450</b>	<b>\$370,000</b>	<b>21.47%</b>



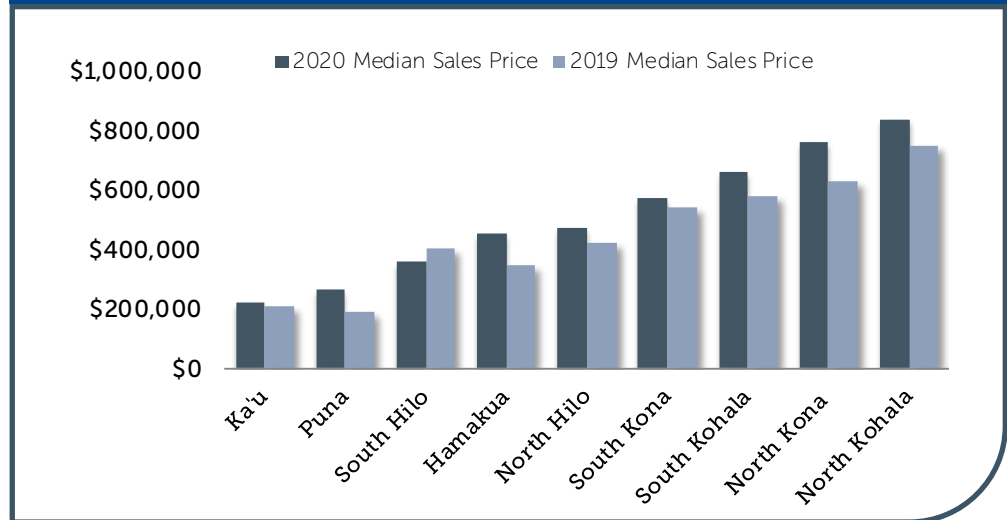
**Single Family Residence Unit Sales YTD**

2020 vs 2019



**Single Family Residence Median Sales Price YTD**

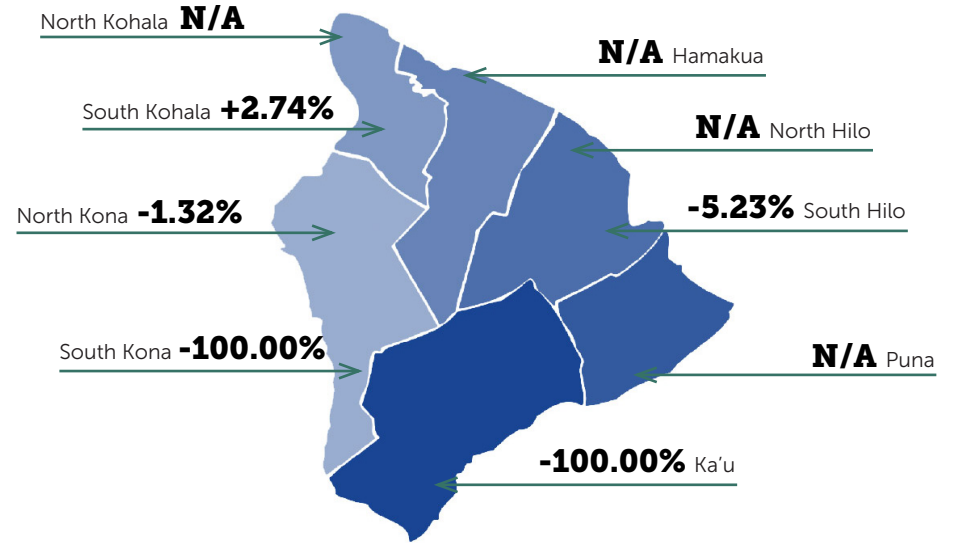
2020 vs 2019



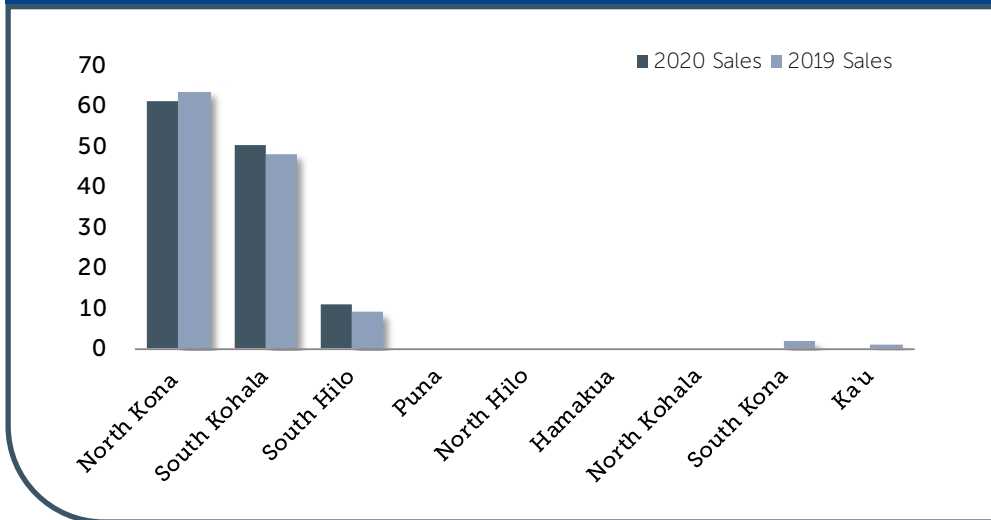
\*All information taken from Hawaii Information Services. MLS Sales Data information shown herein, while not guaranteed, is derived from sources deemed reliable. Old Republic Title is providing this information as a free customer service and makes no warranties or representations as to its accuracy.


**CONDOMINIUM**

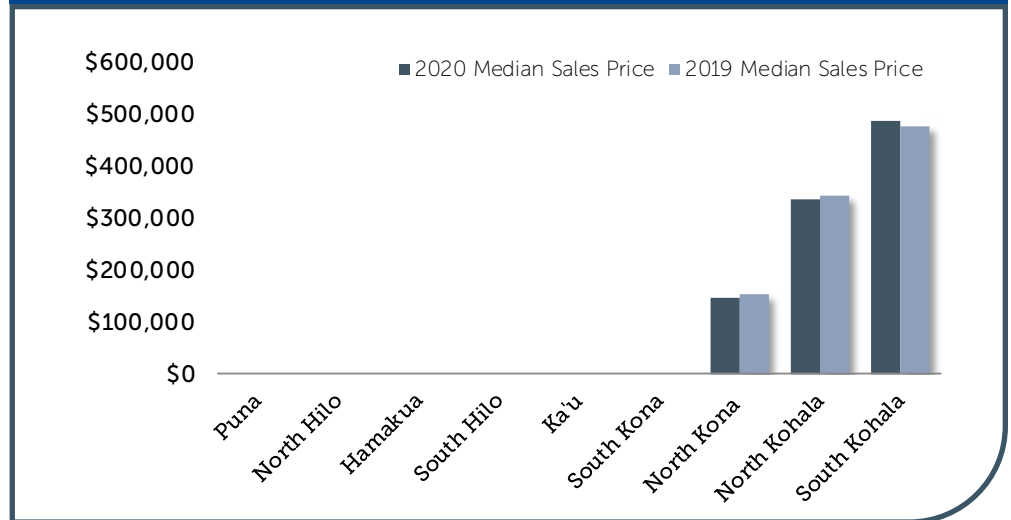
	CLOSED SALES			MEDIAN SALES PRICE		
	2020	2019	% Change	2020	2019	% Change
Puna	-	-	-	\$-	\$-	N/A
South Hilo	11	9	22.22%	\$145,000	\$153,000	-5.23%
North Hilo	-	-	-	\$-	\$-	N/A
Hamakua	-	-	-	\$-	\$-	N/A
North Kohala	-	-	-	\$-	\$-	N/A
South Kohala	50	48	4.17%	\$487,500	\$474,500	2.74%
North Kona	61	63	-3.17%	\$337,000	\$341,500	-1.32%
South Kona	-	2	-100.00%	\$-	\$234,000	-100.00%
Ka'u	-	1	-100.00%	\$-	\$139,000	-100.00%
<b>SUMMARY</b>	<b>122</b>	<b>123</b>	<b>-0.81%</b>	<b>\$345,000</b>	<b>\$350,000</b>	<b>-1.43%</b>


**Condominium Unit Sales YTD**

2020 vs 2019


**Condominium Median Sales Price YTD**

2020 vs 2019

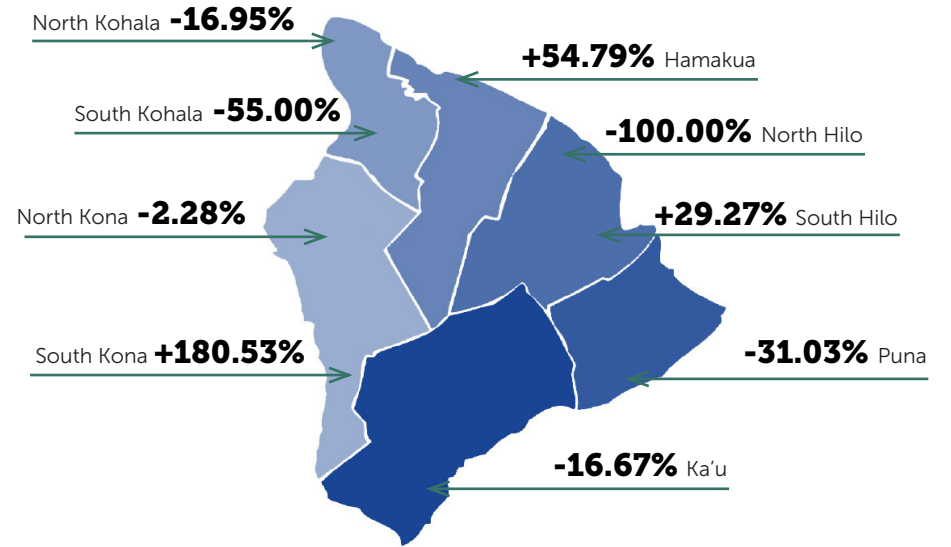


\*All information taken from Hawaii Information Services. MLS Sales Data information shown herein, while not guaranteed, is derived from sources deemed reliable. Old Republic Title is providing this information as a free customer service and makes no warranties or representations as to its accuracy.



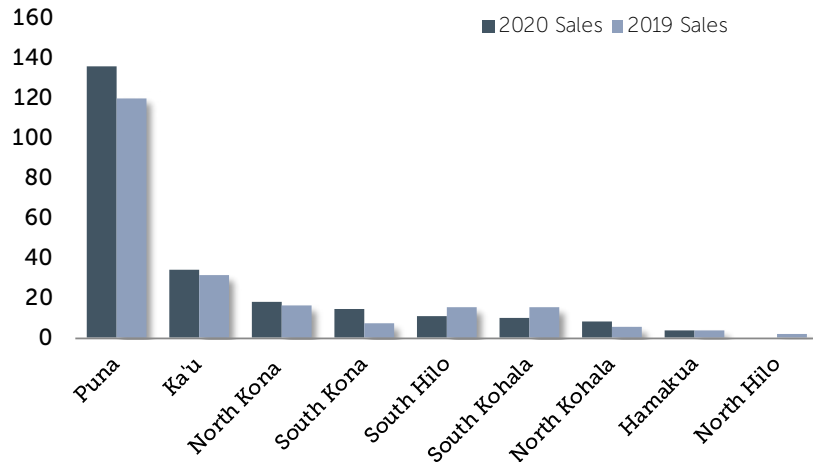
**VACANT LAND**

	CLOSED SALES			MEDIAN SALES PRICE		
	2020	2019	% Change	2020	2019	% Change
Puna	135	119	13.45%	\$20,000	\$29,000	-31.03%
South Hilo	10	15	-33.33%	\$265,000	\$205,000	29.27%
North Hilo	-	2	-100.00%	\$-	\$467,500	-100.00%
Hamakua	4	4	0.00%	\$282,500	\$182,500	54.79%
North Kohala	8	5	60.00%	\$228,375	\$275,000	-16.95%
South Kohala	14	7	100.00%	\$225,000	\$500,000	-55.00%
North Kona	18	16	12.50%	\$267,500	\$273,750	-2.28%
South Kona	11	15	-26.67%	\$170,000	\$60,600	180.53%
Ka'u	34	31	9.68%	\$15,000	\$18,000	-16.67%
<b>SUMMARY</b>	<b>234</b>	<b>214</b>	<b>9.35%</b>	<b>\$32,500</b>	<b>\$35,000</b>	<b>-7.14%</b>



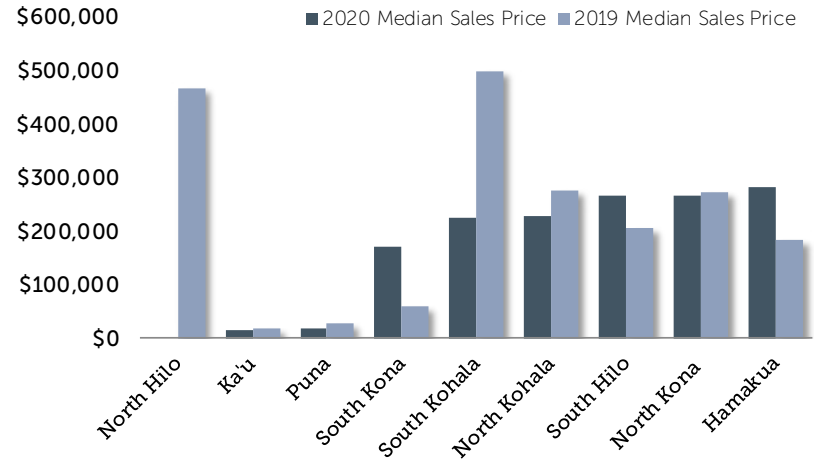
**Vacant Land Unit Sales YTD**

2020 vs 2019



**Vacant Land Median Sales Price YTD**

2020 vs 2019



\*All information taken from Hawaii Information Services. MLS Sales Data information shown herein, while not guaranteed, is derived from sources deemed reliable. Old Republic Title is providing this information as a free customer service and makes no warranties or representations as to its accuracy.