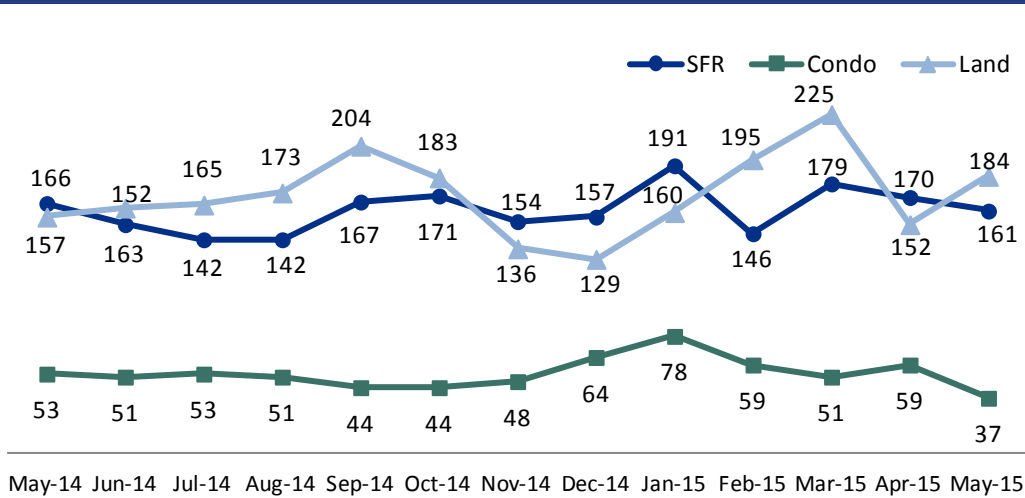




**JOY TAETUNA-FAUTANU**  
 Account Executive  
 JoyTF@ortc.com  
 Cell 808-557-6533

SINGLE FAMILY RESIDENCE	MAY 2015	MAY 2014	MAY 2015	MAY 2014	CONDOMINIUM	MAY 2015	MAY 2014	MAY 2015	MAY 2014	LAND	MAY 2015	MAY 2014	MAY 2015	MAY 2014
	Closed Sales	Closed Sales	Median Price	Median Price		Closed Sales	Closed Sales	Median Price	Median Price		Closed Sales	Closed Sales	Median Price	Median Price
Puna	56	65	\$165,000	\$170,000	Puna	0	0	-	-	Puna	69	101	\$17,000	\$18,500
South Hilo	32	18	\$312,990	\$274,000	South Hilo	0	2	-	\$190,750	South Hilo	23	12	\$175,000	\$123,000
North Hilo	4	3	\$357,500	\$595,000	North Hilo	0	0	-	-	North Hilo	1	0	\$130,000	-
Hamakua	8	7	\$284,500	\$329,000	Hamakua	0	0	-	-	Hamakua	1	1	\$218,500	\$300,000
North Kohala	6	3	\$805,000	\$625,000	North Kohala	0	0	-	-	North Kohala	7	3	\$265,000	\$350,000
South Kohala	14	22	\$401,363	\$455,351	South Kohala	25	25	\$449,500	\$410,000	South Kohala	5	6	\$350,000	\$297,500
North Kona	49	29	\$550,000	\$545,000	North Kona	30	42	\$287,450	\$292,500	North Kona	14	22	\$700,000	\$305,000
South Kona	5	9	\$425,000	\$272,500	South Kona	0	0	-	-	South Kona	6	9	\$58,950	\$90,000
Ka'u	19	7	\$142,000	\$180,000	Ka'u	0	0	-	-	Ka'u	20	22	\$12,650	\$7,000
<b>SUMMARY</b>	<b>193</b>	<b>163</b>	<b>\$300,000</b>	<b>\$293,000</b>	<b>SUMMARY</b>	<b>55</b>	<b>69</b>	<b>\$335,000</b>	<b>\$330,000</b>	<b>SUMMARY</b>	<b>146</b>	<b>176</b>	<b>\$33,500</b>	<b>\$25,000</b>

As of June 2, 2015 • Active Sales Inventory



### STRENGTH AND STABILITY FOR OVER A CENTURY

#### KAILUA-KONA OFFICE

75-5722 Kuakini Highway, Suite #108, Kailua-Kona, HI 96740  
 (808) 327-3700 | Fax (866) 745-2082 | ortc.com



**JODIE FELTMANN, VP**  
 Branch Mgr.,  
 Escrow Officer  
 JFeltmann@ortc.com



**TIERRA HOOKANO**  
 Escrow Assistant  
 THookano@ortc.com



**ANGELA BYERLY**  
 Escrow Officer  
 AByerly@ortc.com



**AIKO ARASHIRO**  
 Escrow Assistant  
 AArashiro@ortc.com



**JANINE BODWAY**  
 Escrow Officer  
 JBodway@ortc.com



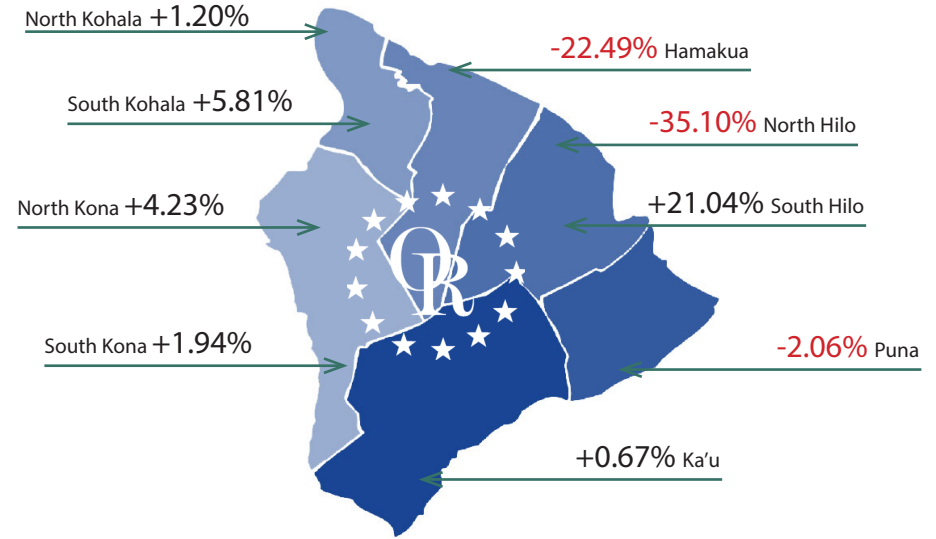
**DONNA LEE**  
 Escrow Assistant  
 DLee@ortc.com

\*All information taken from Hawaii Information Services. MLS Sales Data information shown herein, while not guaranteed, is derived from sources deemed reliable. Old Republic is providing this information as a free customer service and makes no warranties or representations as to its accuracy.

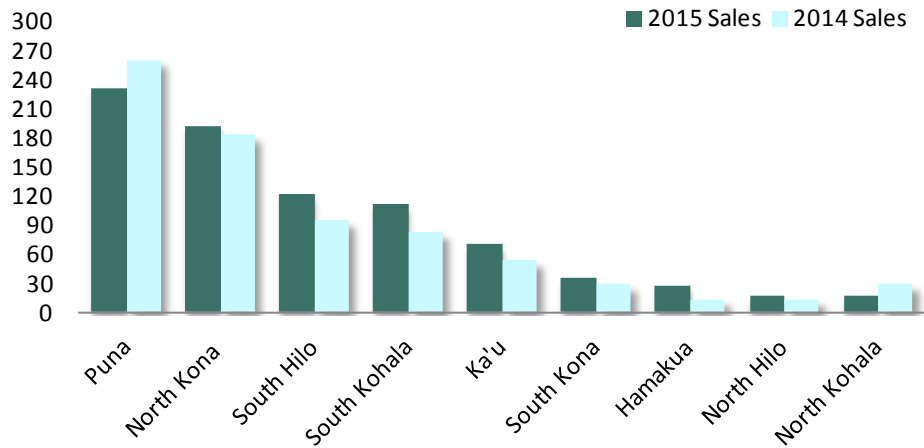
# SINGLE FAMILY RESIDENCE Year-to-Date Data

Comparing 01/01/2014 thru 5/31/2014 with 01/01/2015 thru 5/31/2015

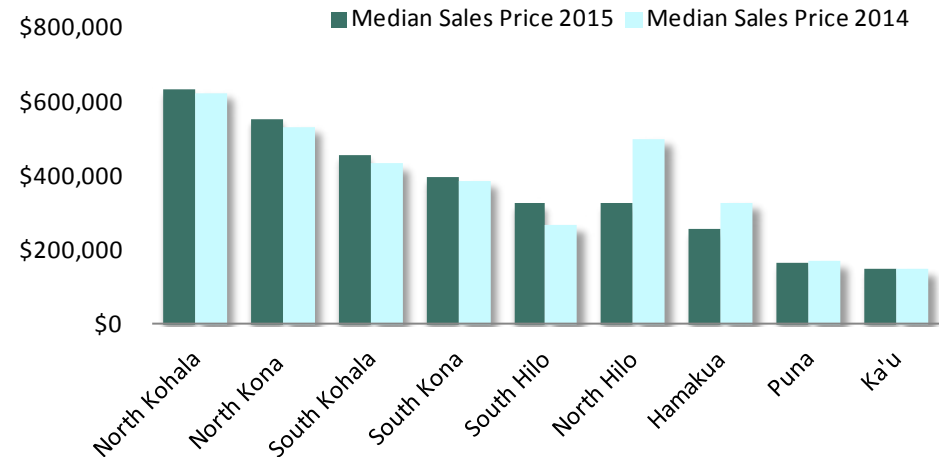
SINGLE FAMILY RESIDENCE	NUMBER OF SALES			MEDIAN SALES PRICE		
	2015	2014	% Change	2015	2014	% Change
Puna	230	259	-11.20%	\$166,500	\$170,000	-2.06%
South Hilo	121	94	28.72%	\$325,000	\$268,500	21.04%
North Hilo	16	13	23.08%	\$324,500	\$500,000	-35.10%
Hamakua	27	13	107.69%	\$255,000	\$329,000	-22.49%
North Kohala	16	29	-44.83%	\$632,500	\$625,000	1.20%
South Kohala	110	82	34.15%	\$457,200	\$432,089	5.81%
North Kona	192	182	5.49%	\$555,000	\$532,500	4.23%
South Kona	34	28	21.43%	\$395,000	\$387,500	1.94%
Ka'u	69	53	30.20%	\$151,000	\$150,000	0.67%
<b>SUMMARY</b>	<b>815</b>	<b>753</b>	<b>8.23%</b>	<b>\$335,000</b>	<b>\$312,000</b>	<b>7.37%</b>



Single Family Residence Unit Sales YTD  
2015 vs 2014



Single Family Residence Median Sales Price YTD  
2015 vs 2014

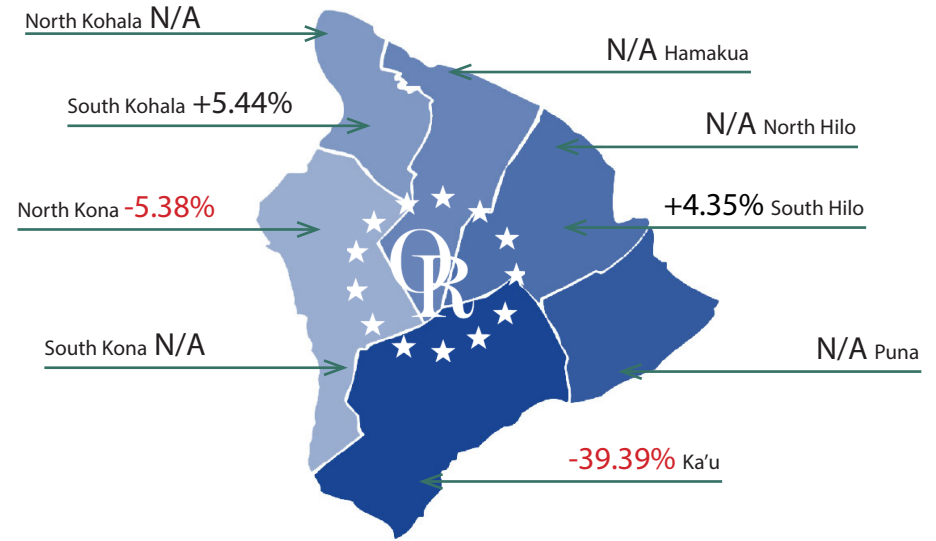


\*All information taken from Hawaii Information Services. MLS Sales Data information shown herein, while not guaranteed, is derived from sources deemed reliable. Old Republic is providing this information as a free customer service and makes no warranties or representations as to its accuracy.

# CONDOMINIUM Year-to-Date Data

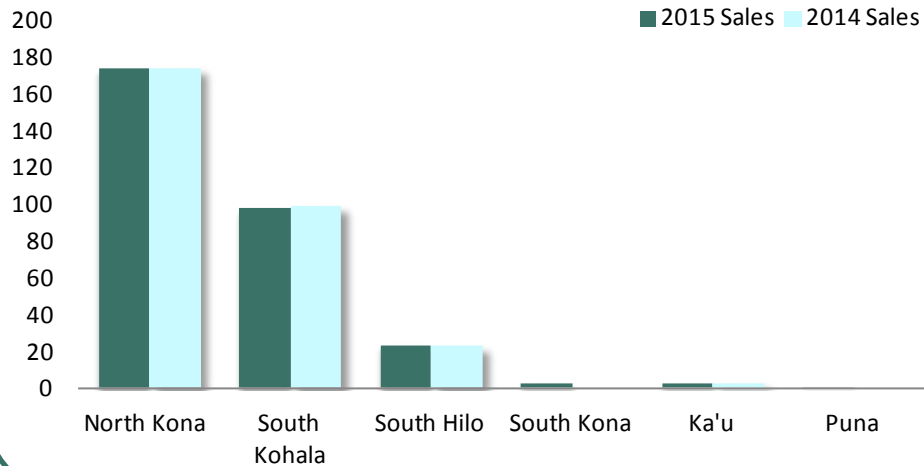
Comparing 01/01/2014 thru 5/31/2014 with 01/01/2015 thru 5/31/2015

CONDOMINIUM	NUMBER OF SALES			MEDIAN SALES PRICE		
	2015	2014	% Change	2015	2014	% Change
Puna	1	0	0%	\$255,000	0	0
South Hilo	24	23	4.35%	\$120,000	\$115,000	4.35%
North Hilo	0	0	0	0	0	0
Hamakua	0	0	0	0	0	0
North Kohala	0	0	0	0	0	0
South Kohala	98	99	-1.01%	\$474,500	\$450,000	5.44%
North Kona	174	174	0%	\$255,000	\$269,500	-5.38%
South Kona	3	0	0%	\$235,000	0	0
Ka'u	3	3	0%	\$100,000	\$165,000	-39.39%
<b>SUMMARY</b>	<b>303</b>	<b>299</b>	<b>1.34%</b>	<b>\$270,000</b>	<b>\$295,000</b>	<b>-8.47%</b>



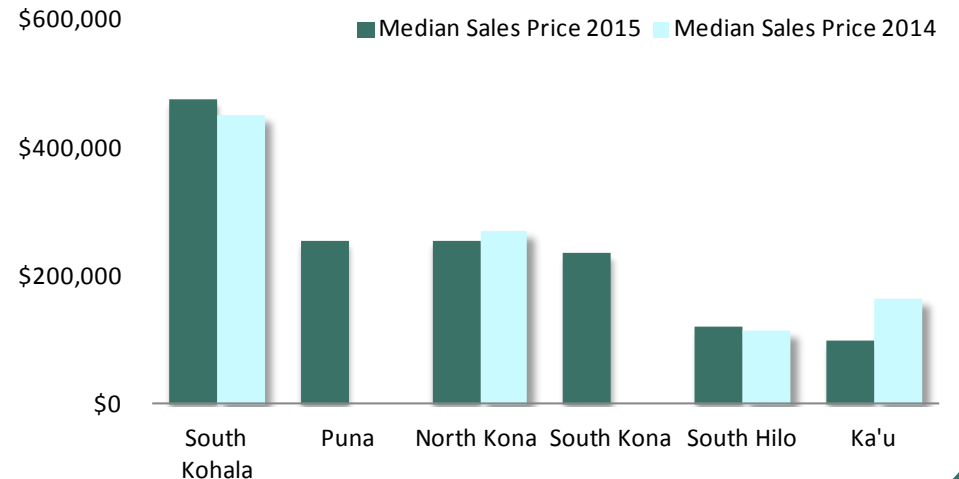
## Condominium Unit Sales YTD

2015 vs 2014



## Condominium Median Sales Price YTD

2015 vs 2014

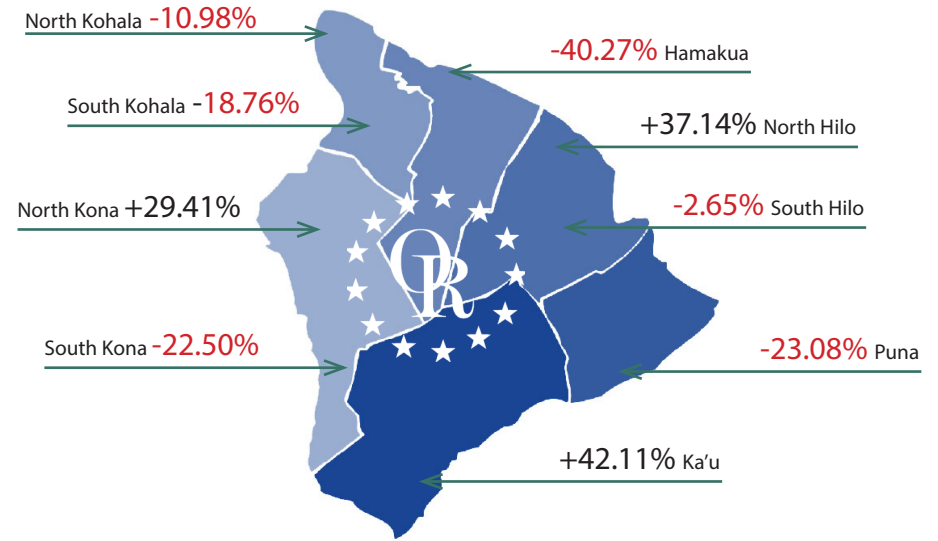


\*All information taken from Hawaii Information Services. MLS Sales Data information shown herein, while not guaranteed, is derived from sources deemed reliable. Old Republic is providing this information as a free customer service and makes no warranties or representations as to its accuracy.

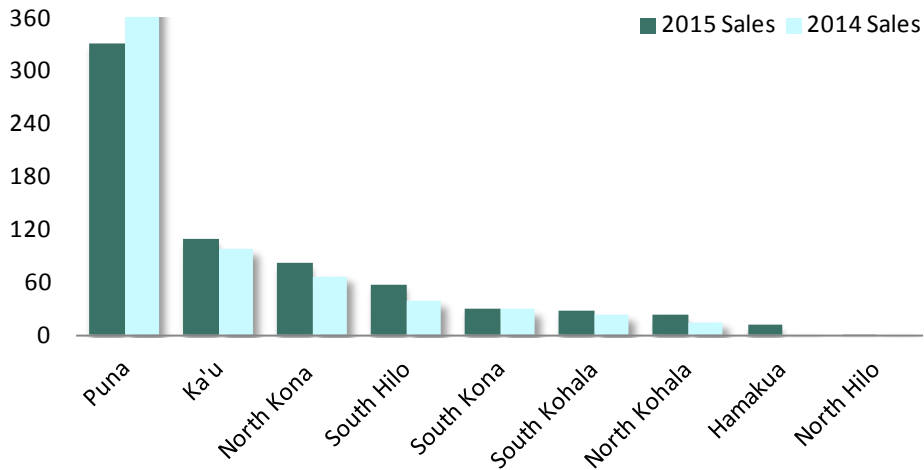
# LAND Year-to-Date Data

Comparing 01/01/2014 thru 5/31/2014 with 01/01/2015 thru 5/31/2015

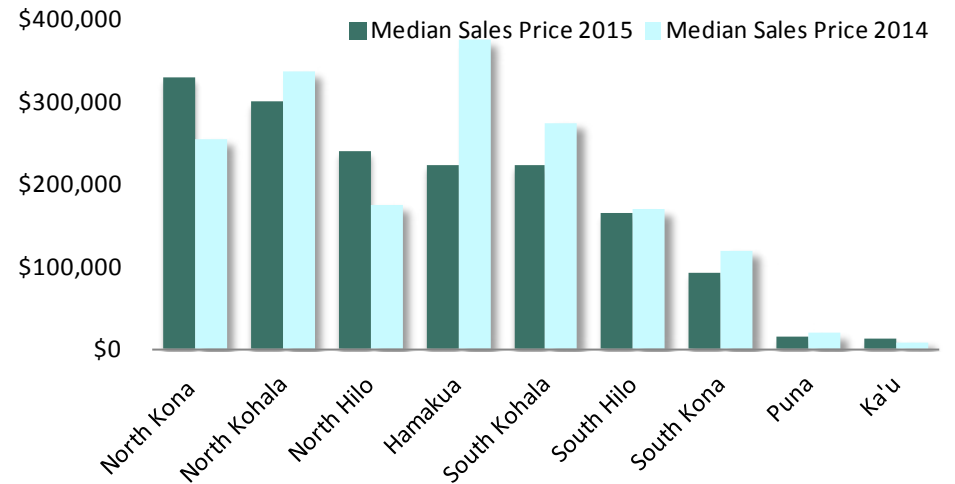
LAND	NUMBER OF SALES			MEDIAN SALES PRICE		
	2015	2014	% Change	2015	2014	% Change
Puna	330	453	-27.15%	\$15,000	\$19,500	-23.08%
South Hilo	57	39	46.15%	\$165,000	\$169,500	-2.65%
North Hilo	2	3	-33.33%	\$240,000	\$175,000	37.14%
Hamakua	12	3	300.00%	\$224,000	\$375,000	-40.27%
North Kohala	23	15	53.33%	\$300,000	\$337,000	-10.98%
South Kohala	27	23	17.39%	\$223,400	\$275,000	-18.76%
North Kona	81	67	20.90%	\$330,000	\$255,000	29.41%
South Kona	30	29	3.45%	\$93,000	\$120,000	-22.50%
Ka'u	108	98	10.20%	\$13,500	\$9,500	42.11%
<b>SUMMARY</b>	<b>670</b>	<b>730</b>	<b>-8.22%</b>	<b>\$28,250</b>	<b>\$24,250</b>	<b>16.49%</b>



Land Unit Sales YTD  
2015 vs 2014



Land Median Sales Price YTD  
2015 vs 2014



\*All information taken from Hawaii Information Services. MLS Sales Data information shown herein, while not guaranteed, is derived from sources deemed reliable. Old Republic is providing this information as a free customer service and makes no warranties or representations as to its accuracy.