



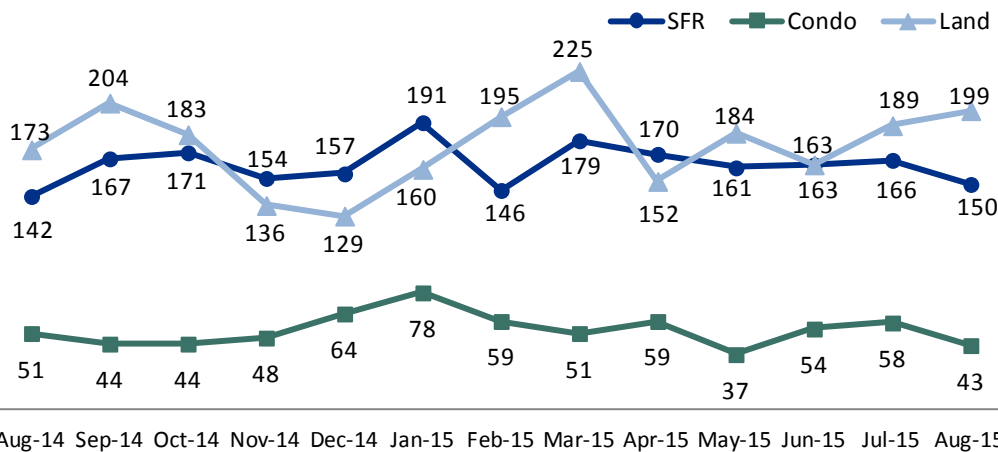
# BIG ISLAND STATISTICS AUGUST 2015



**JOY TAETUNA-FAUTANU**  
 Account Executive  
 JoyTF@ortc.com  
 Cell 808-557-6533

SINGLE FAMILY RESIDENCE	AUG 2015	AUG 2014	AUG 2015	AUG 2014	CONDOMINIUM	AUG 2015	AUG 2014	AUG 2015	AUG 2014	VACANT LAND	AUG 2015	AUG 2014	AUG 2015	AUG 2014
	Closed Sales	Closed Sales	Median Price	Median Price		Closed Sales	Closed Sales	Median Price	Median Price		Closed Sales	Closed Sales	Median Price	Median Price
Puna	60	54	\$180,550	\$186,375	Puna	0	0	-	-	Puna	65	76	\$20,000	\$20,000
South Hilo	27	26	\$330,000	\$257,750	South Hilo	5	4	\$215,000	\$61,500	South Hilo	8	8	\$169,500	\$205,000
North Hilo	2	1	\$624,500	\$300,000	North Hilo	0	0	-	-	North Hilo	1	0	\$350,000	-
Hamakua	2	3	\$312,000	\$266,000	Hamakua	0	0	-	-	Hamakua	1	2	\$850,000	\$219,000
North Kohala	2	4	\$563,500	\$912,500	North Kohala	0	0	-	-	North Kohala	5	3	\$235,000	\$235,000
South Kohala	20	23	\$526,500	\$475,000	South Kohala	10	18	\$575,000	\$679,500	South Kohala	7	6	\$350,000	\$110,500
North Kona	39	38	\$600,000	\$557,500	North Kona	28	24	\$283,500	\$242,000	North Kona	6	12	\$282,500	\$262,800
South Kona	11	5	\$350,000	\$350,000	South Kona	0	0	-	-	South Kona	3	3	\$130,000	\$45,000
Ka'u	13	14	\$235,000	\$108,000	Ka'u	0	0	-	-	Ka'u	11	15	\$25,000	\$17,000
<b>SUMMARY</b>	<b>176</b>	<b>168</b>	<b>\$336,500</b>	<b>\$300,000</b>	<b>SUMMARY</b>	<b>43</b>	<b>46</b>	<b>\$277,000</b>	<b>\$265,000</b>	<b>SUMMARY</b>	<b>107</b>	<b>125</b>	<b>\$32,000</b>	<b>\$29,500</b>

## As of September 1, 2015 • Active Sales Inventory



## STRENGTH AND STABILITY FOR OVER A CENTURY

### KAILUA-KONA OFFICE

75-5722 Kuakini Highway, Suite #108, Kailua-Kona, HI 96740  
 (808) 327-3700 | Fax (866) 745-2082 | ortc.com



**JODIE FELTMANN, VP**  
 Branch Mgr.,  
 Escrow Officer  
 JFeltmann@ortc.com



**TIERRA HOOKANO**  
 Escrow Assistant  
 THookano@ortc.com



**ANGELA BYERLY**  
 Escrow Officer  
 AByerly@ortc.com



**AIKO ARASHIRO**  
 Escrow Assistant  
 AArashiro@ortc.com



**JANINE BODWAY**  
 Escrow Officer  
 JBodway@ortc.com



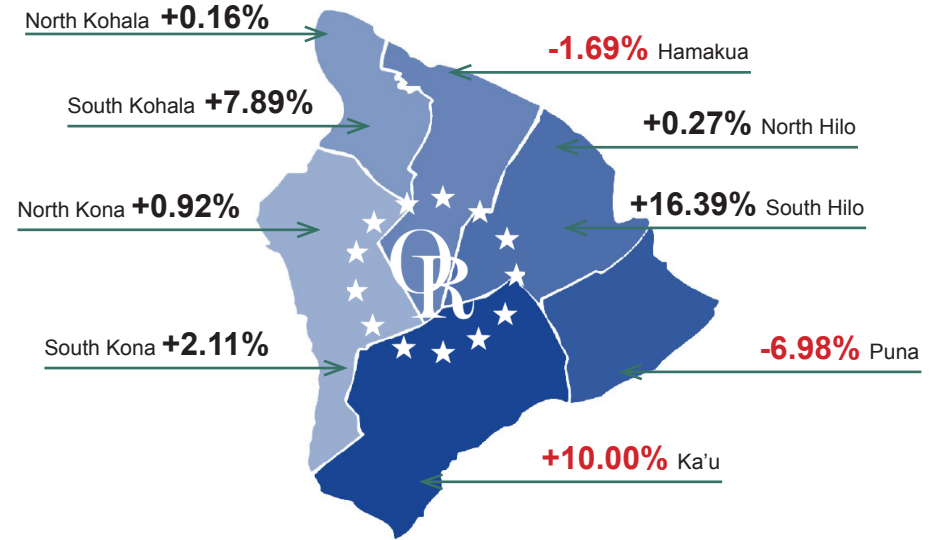
**DONNA LEE**  
 Escrow Assistant  
 DLee@ortc.com

\*All information taken from Hawaii Information Services. MLS Sales Data information shown herein, while not guaranteed, is derived from sources deemed reliable. Old Republic is providing this information as a free customer service and makes no warranties or representations as to its accuracy.

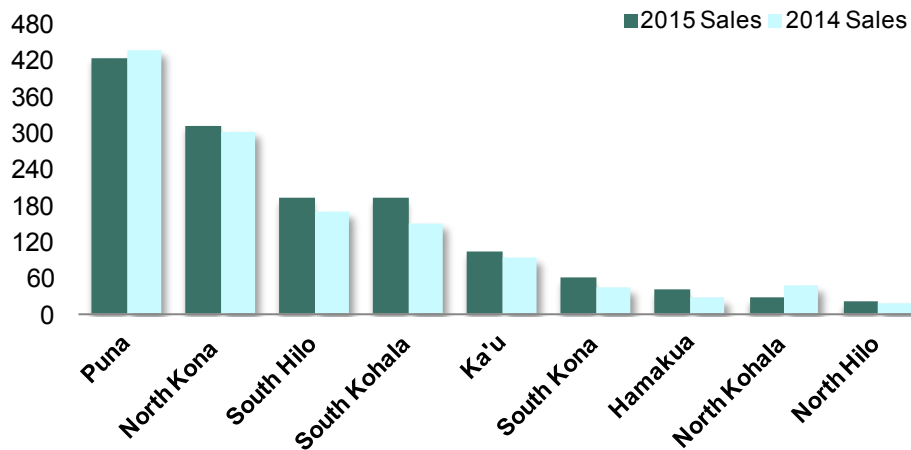
# SINGLE FAMILY RESIDENCE Year-to-Date Data

Comparing 01/01/2014 thru 8/31/2014 with 01/01/2015 thru 8/31/2015

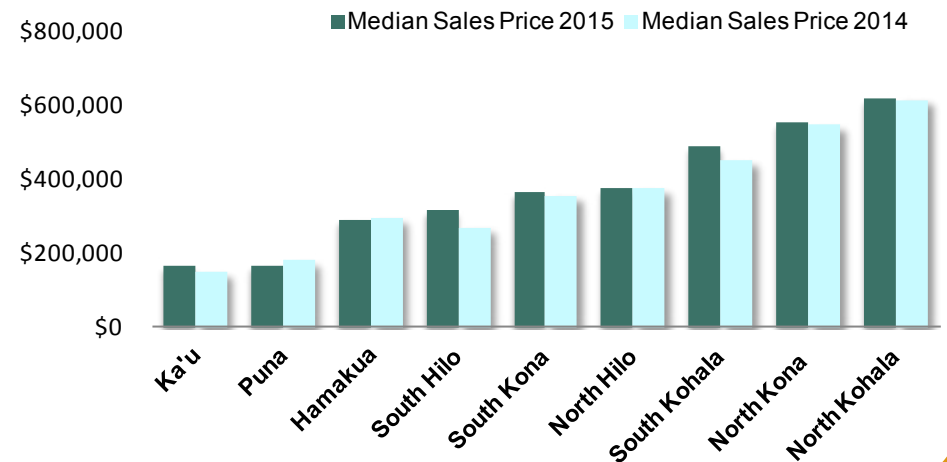
SINGLE FAMILY RESIDENCE	NUMBER OF SALES			MEDIAN SALES PRICE		
	2015	2014	% Change	2015	2014	% Change
Puna	421	433	-2.77%	\$166,500	\$179,000	-6.98%
South Hilo	190	168	13.10%	\$314,250	\$270,000	16.39%
North Hilo	20	18	11.11%	\$375,000	\$374,000	0.27%
Hamakua	39	25	56.00%	\$290,000	\$295,000	-1.69%
North Kohala	25	45	-44.44%	\$615,000	\$614,000	0.16%
South Kohala	190	149	27.52%	\$485,500	\$450,000	7.89%
North Kona	310	300	3.33%	\$550,000	\$545,000	0.92%
South Kona	58	43	34.88%	\$362,500	\$355,000	2.11%
Ka'u	101	92	9.78%	\$165,000	\$150,000	10.00%
<b>SUMMARY</b>	<b>1354</b>	<b>1273</b>	<b>6.36%</b>	<b>\$330,000</b>	<b>\$312,000</b>	<b>5.77%</b>



**Single Family Residence Unit Sales YTD**  
2015 vs 2014



**Single Family Residence Median Sales Price YTD**  
2015 vs 2014

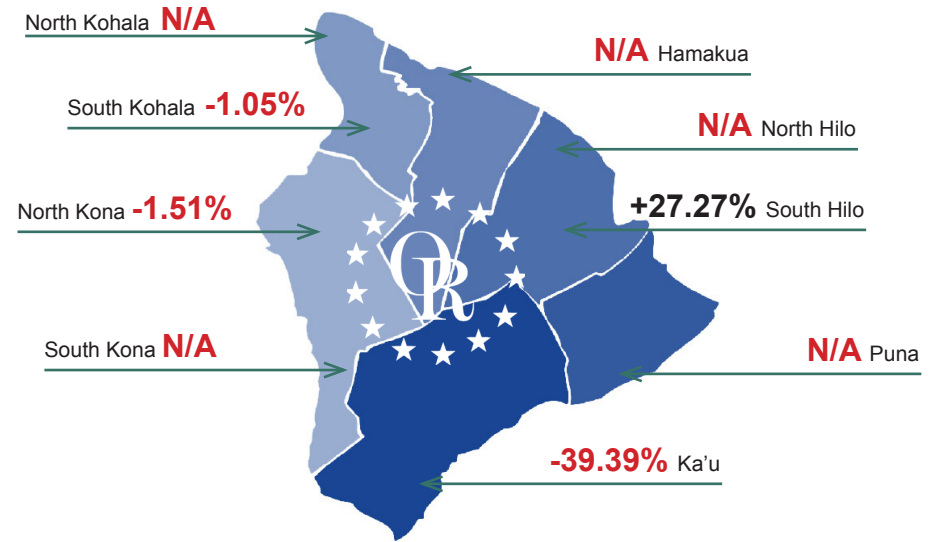


\*All information taken from Hawaii Information Services. MLS Sales Data information shown herein, while not guaranteed, is derived from sources deemed reliable. Old Republic is providing this information as a free customer service and makes no warranties or representations as to its accuracy.

# CONDOMINIUM Year-to-Date Data

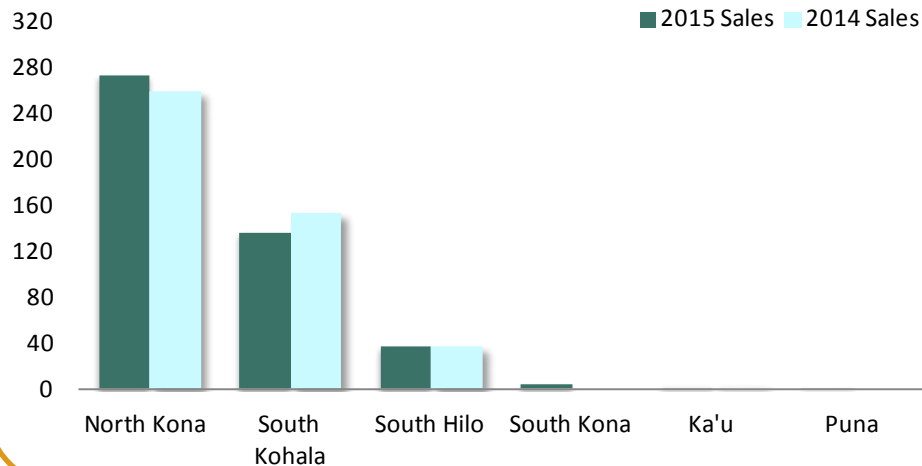
Comparing 01/01/2014 thru 8/31/2014 with 01/01/2015 thru 8/31/2015

CONDO	NUMBER OF SALES			MEDIAN SALES PRICE		
	2015	2014	% Change	2015	2014	% Change
Puna	1	-	N/A	\$255,000	-	N/A
South Hilo	38	37	2.70%	\$140,000	\$110,000	27.27%
North Hilo	-	-	N/A	-	-	N/A
Hamakua	-	-	N/A	-	-	N/A
North Kohala	-	-	N/A	-	-	N/A
South Kohala	137	153	-10.46%	\$470,000	\$475,000	-1.05%
North Kona	274	259	5.79%	\$261,000	\$265,000	-1.51%
South Kona	5	-	N/A	\$240,000	-	N/A
Ka'u	3	3	N/A	\$100,000	\$165,000	-39.39%
<b>SUMMARY</b>	<b>458</b>	<b>452</b>	<b>1.33%</b>	<b>\$270,000</b>	<b>\$295,000</b>	<b>-8.47%</b>



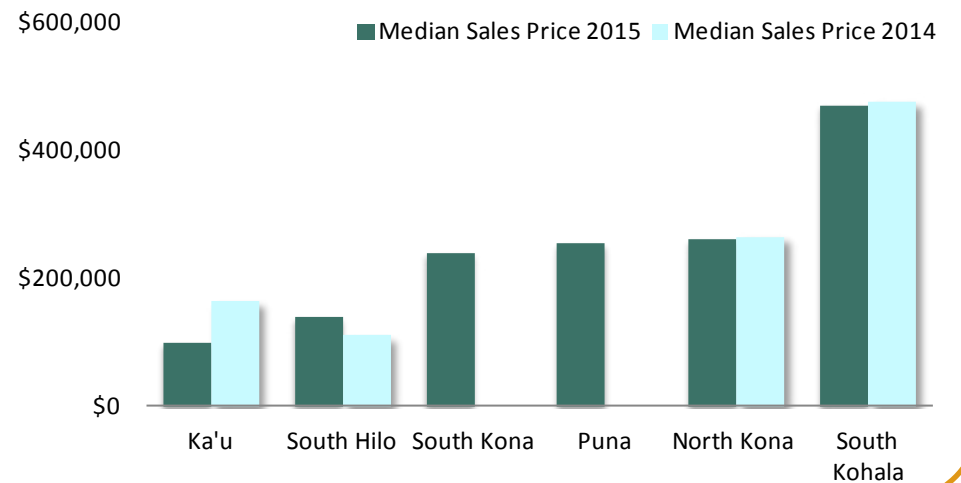
## Condominium Unit Sales YTD

2015 vs 2014



## Condominium Median Sales Price YTD

2015 vs 2014

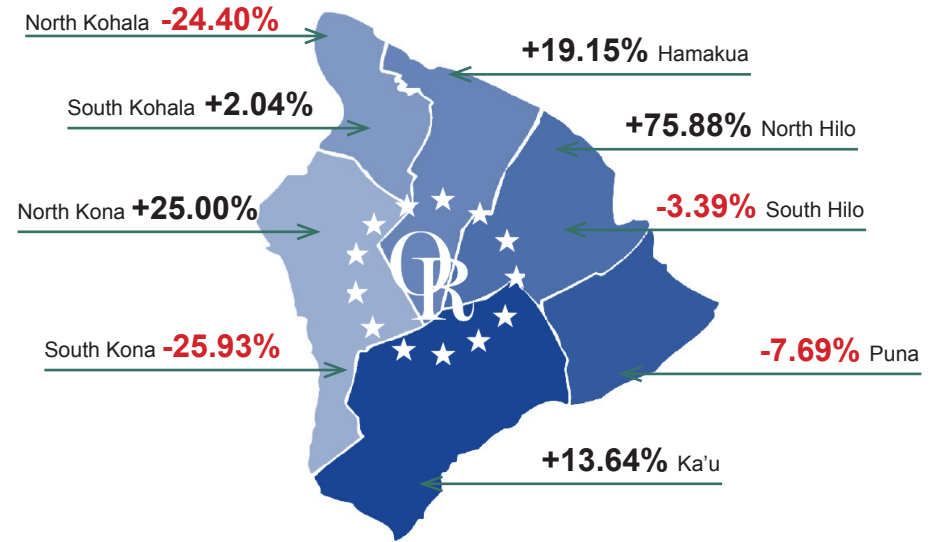


\*All information taken from Hawaii Information Services. MLS Sales Data information shown herein, while not guaranteed, is derived from sources deemed reliable. Old Republic is providing this information as a free customer service and makes no warranties or representations as to its accuracy.

# VACANT LAND Year-to-Date Data

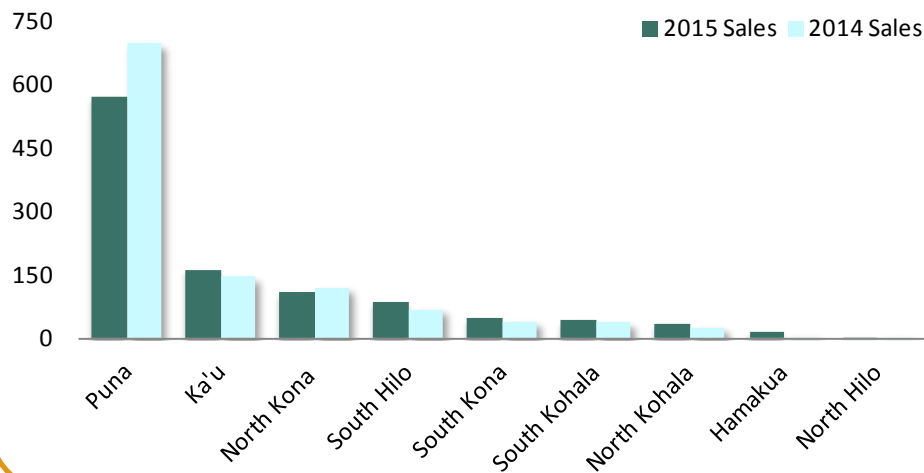
Comparing 01/01/2014 thru 8/31/2014 with 01/01/2015 thru 8/31/2015

VACANT LAND	NUMBER OF SALES			MEDIAN SALES PRICE		
	2015	2014	% Change	2015	2014	% Change
Puna	571	696	-17.96%	\$18,000	\$19,500	-7.69%
South Hilo	86	69	24.64%	\$163,750	\$169,500	-3.39%
North Hilo	3	5	-40.00%	\$350,000	\$199,000	75.88%
Hamakua	16	7	128.57%	\$280,000	\$235,000	19.15%
North Kohala	36	26	38.46%	\$237,000	\$313,500	-24.40%
South Kohala	42	37	13.51%	\$250,000	\$245,000	2.04%
North Kona	108	120	-10.00%	\$355,000	\$284,000	25.00%
South Kona	46	40	15.00%	\$100,000	\$135,000	-25.93%
Ka'u	163	145	12.41%	\$12,500	\$11,000	13.64%
<b>SUMMARY</b>	<b>1071</b>	<b>1145</b>	<b>-6.46%</b>	<b>\$28,000</b>	<b>\$25,000</b>	<b>12.00%</b>



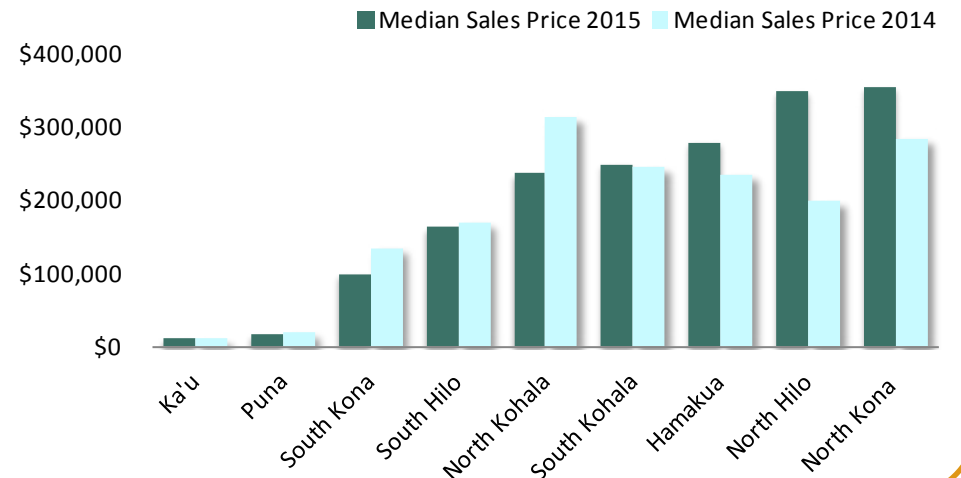
## Vacant Land Unit Sales YTD

2015 vs 2014



## Vacant Land Median Sales Price YTD

2015 vs 2014



\*All information taken from Hawaii Information Services. MLS Sales Data information shown herein, while not guaranteed, is derived from sources deemed reliable. Old Republic is providing this information as a free customer service and makes no warranties or representations as to its accuracy.