

April to June 2017

CLOSED SALES



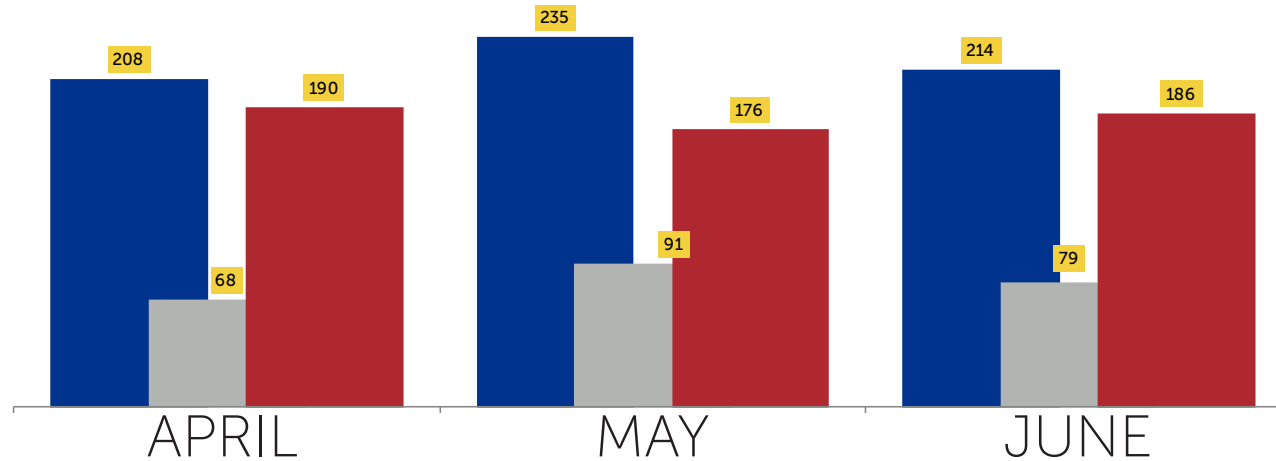
SINGLE FAMILY



CONDOMINIUMS



VACANT LAND



	SINGLE FAMILY HOMES			CONDOMINIUMS			VACANT LAND			
	April	May	June	April	May	June	April	May	June	
Puna	71	86	74	Puna	-	-	Puna	130	113	110
South Hilo	29	33	31	South Hilo	5	25	South Hilo	8	15	13
North Hilo	2	4	1	North Hilo	-	-	North Hilo	2	1	1
Hamakua	9	3	5	Hamakua	-	-	Hamakua	2	2	-
North Kohala	3	9	9	North Kohala	-	-	North Kohala	3	8	6
South Kohala	17	23	25	South Kohala	25	23	South Kohala	6	7	5
North Kona	51	49	51	North Kona	38	42	North Kona	10	11	21
South Kona	8	8	4	South Kona	-	-	South Kona	6	3	4
Ka'u	18	20	14	Ka'u	-	1	Ka'u	23	16	26

KAILUA-KONA



JODIE FELTMANN, VP
Branch Manager,
Escrow Officer
JFeltmann@ortc.com



ANGELA BYERLY
Escrow Officer
AByerly@ortc.com



TIERRA HOOKANO
Escrow Officer
THookano@ortc.com

KAILUA-KONA, BIG ISLAND

75-5722 Kuakini Hwy. #215, Kona, HI 96740 | Phone 808.327.3700 • Fax 866.745.2082

WAIMEA, BIG ISLAND

Parker Square | 65-1279 Kawaihae Rd., Ste. 110, Kamuela, HI 96743 | Phone 808.887.0717 Fax 866.748.4090

WAIMEA

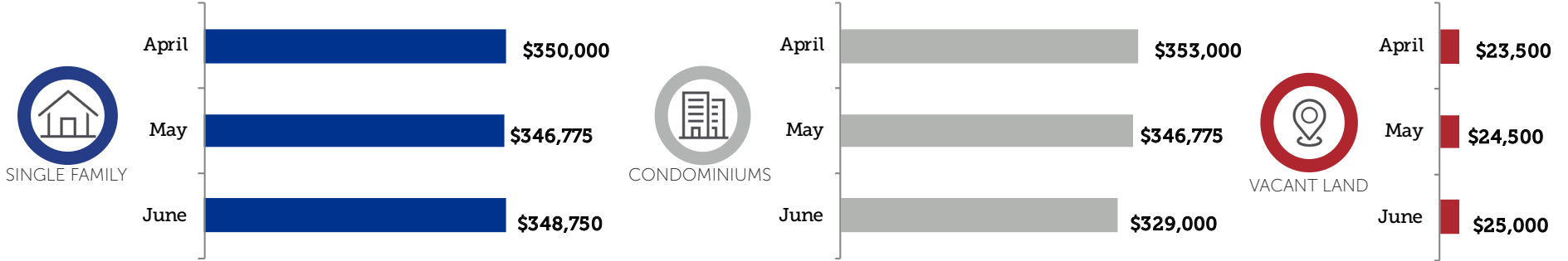


Joy Taetuna-Fautanu
Account Executive
JoyTF@ortc.com
Cell 557-6533

All information taken from Hawaii Information Services. MLS Sales Data information shown herein, while not guaranteed, is derived from sources deemed reliable. Old Republic Title is providing this information as a free customer service and makes no warranties or representations as to its accuracy.

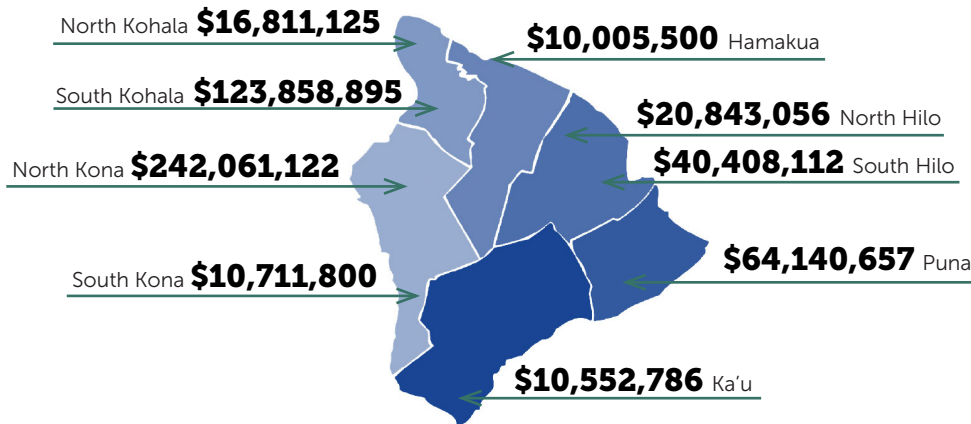
April to June 2017

MEDIAN PRICE



	SINGLE FAMILY HOMES			CONDOMINIUMS			VACANT LAND				
	April	May	June	April	May	June	April	May	June		
Puna	\$210,000	\$220,500	\$220,000	Puna	\$-	\$-	\$-	Puna	\$18,000	\$18,000	\$20,000
South Hilo	\$330,000	\$320,000	\$335,000	South Hilo	\$117,500	\$109,606	\$109,606	South Hilo	\$162,500	\$180,000	\$180,000
North Hilo	\$325,000	\$325,000	\$362,000	North Hilo	\$-	\$-	\$-	North Hilo	\$310,000	\$320,000	\$310,000
Hamakua	\$385,000	\$387,500	\$385,000	Hamakua	\$-	\$-	\$-	Hamakua	\$360,000	\$382,500	\$382,500
North Kohala	\$626,500	\$600,000	\$625,000	North Kohala	\$-	\$-	\$-	North Kohala	\$300,000	\$297,500	\$297,500
South Kohala	\$594,000	\$569,000	\$570,000	South Kohala	\$186,200	\$497,000	\$511,000	South Kohala	\$186,200	\$200,000	\$200,000
North Kona	\$620,000	\$604,000	\$611,000	North Kona	\$298,500	\$302,500	\$311,000	North Kona	\$360,000	\$332,250	\$325,000
South Kona	\$433,500	\$433,500	\$433,500	South Kona	\$-	\$-	\$-	South Kona	\$36,500	\$60,000	\$63,500
Ka'u	\$193,450	\$178,171	\$175,000	Ka'u	\$112,000	\$62,000	\$62,000	Ka'u	\$10,500	\$10,500	\$10,750

TOTAL SALES



*All information taken from Hawaii Information Services. MLS Sales Data information shown herein, while not guaranteed, is derived from sources deemed reliable. Old Republic Title is providing this information as a free customer service and makes no warranties or representations as to its accuracy.