OLD REPUBLIC TITLE

BIG ISLAND STATISTICS OCTOBER 2017

OCTOBER

		SINGLE FAMILY	CONDOMINIUMS	VACANT LAND
MEDIAN SALES PRICE	2017	$385,000 ▲	$267,050 ▼	$24,000 ▼
	2016	$380,000	$361,250	$28,000
CLOSED SALES	2017	224 ▲	72 ▲	159 ▲
	2016	162	58	133
OPENED LISTINGS	2017	170 ▲	46 ▼	167 ▼
	2016	163	50	179
VOLUME SALES	2017	$128,134,066 ▲	$26,191,922 ▼	$11,240,350 ▲
	2016	$82,540,250	$26,858,990	$9,617,248

All information taken from Hawaii Information Services. MLS Sales Data information shown herein, while not guaranteed, is derived from sources deemed reliable. Old Republic Title is providing this information as a free customer service and makes no warranties or representations as to its accuracy. Data as of 11/1/17

	OCT 2017 Closed Sales	OCT 2016 Closed Sales	OCT 2017 Median Price	OCT 2016 Median Price
SINGLE FAMILY HOMES				
Puna	73	60	$240,000	$237,950
South Hilo	28	23	$332,500	$413,750
North Hilo	-	2	$-	$335,250
Hamakua	7	7	$515,000	$415,000
North Kohala	6	3	$835,000	$325,000
South Kohala	25	15	$608,000	$540,000
North Kona	53	41	$655,000	$560,000
South Kona	15	5	$527,500	$510,000
Ka'u	17	6	$167,000	$173,750
CONDOMINIUM				
Puna	-	-	$-	$-
South Hilo	9	3	$65,000	$217,000
North Hilo	-	-	$-	$-
Hamakua	-	-	$-	$-
North Kohala	-	-	$-	$-
South Kohala	25	23	$383,000	$486,000
North Kona	37	32	$265,100	$318,500
South Kona	1	-	$240,000	$-
Ka'u	-	-	$-	$-
VACANT LAND				
Puna	104	81	$19,700	$23,000
South Hilo	12	7	$165,000	$195,000
North Hilo	1	-	$432,000	$-
Hamakua	2	1	$166,250	$680,000
North Kohala	2	1	$262,500	$165,000
South Kohala	4	4	$145,000	$230,000
North Kona	8	9	$330,000	$250,000
South Kona	6	7	$90,000	$18,000
Ka'u	20	23	$10,000	$22,000

Stacy P. Disney
PRINCIPAL-BROKER® RB-17713
Direct: (808) 345-2591
Email: stacy@stacydisney.com

Disney Associates, LLC
65-1225 Puu Opelu Road
Kamuela, HI 96743
www.disneyassociates.com

OLD REPUBLIC TITLE

YEAR-TO-DATE DATA

Comparing 01/01/2016 thru 10/31/16 with 01/01/2017 thru 10/31/2017

SINGLE FAMILY

	CLOSED SALES			MEDIAN SALES PRICE		
	2017	2016	% Change	2017	2016	% Change
Puna	770	725	6.21%	$225,500	$199,000	13.32%
South Hilo	298	289	3.11%	$325,000	$336,500	-3.42%
North Hilo	17	20	-15.00%	$325,000	$366,000	-11.20%
Hamakua	51	48	6.25%	$424,900	$375,000	13.31%
North Kohala	52	47	10.64%	$651,500	$750,000	-13.13%
South Kohala	213	216	-1.39%	$565,000	$499,000	13.23%
North Kona	460	398	15.58%	$637,500	$598,000	6.61%
South Kona	85	54	57.41%	$465,000	$494,750	-6.01%
Ka'u	145	115	26.09%	$180,000	$175,000	2.86%
SUMMARY	2091	1912	9.36%	$349,000	$330,000	5.76%

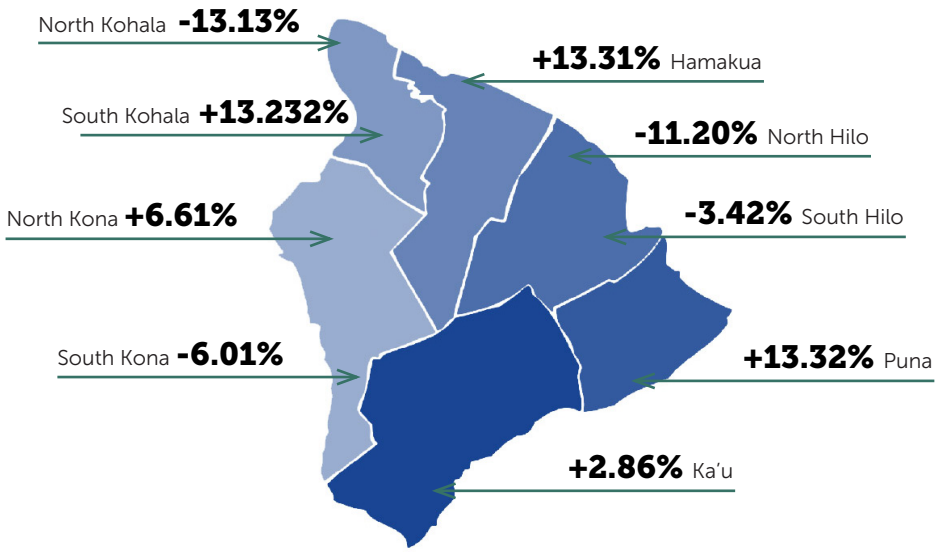

Single Family Residence Unit Sales YTD

2017 vs 2016

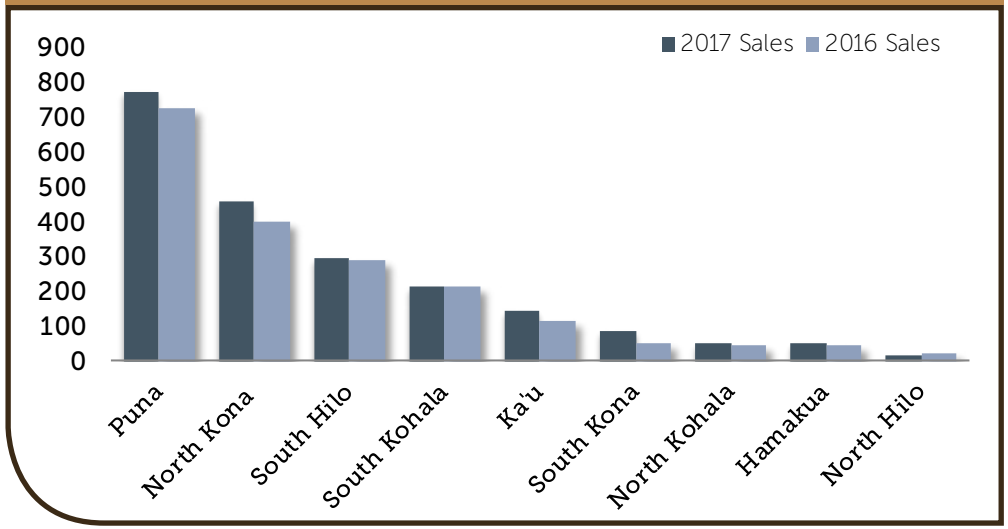

Single Family Residence Median Sales Price YTD

2017 vs 2016

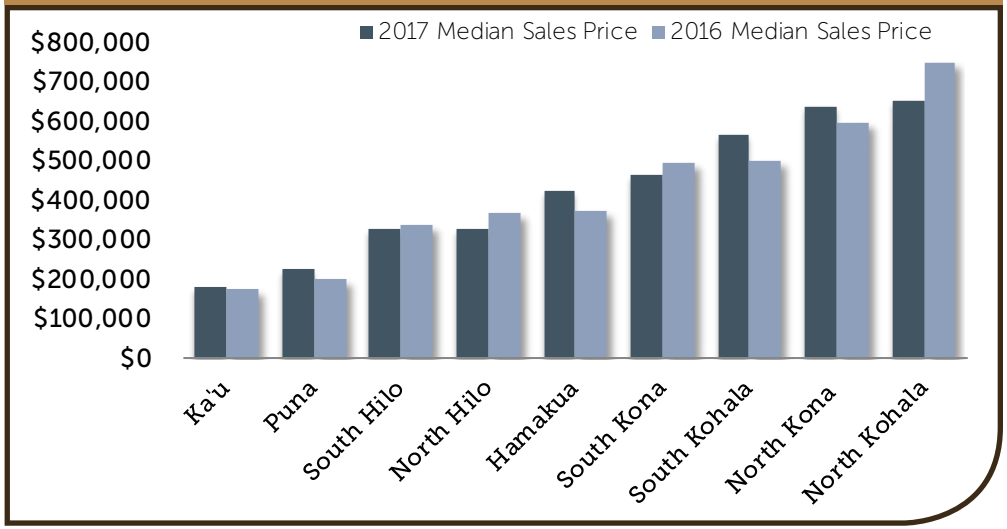

*All information taken from Hawaii Information Services. MLS Sales Data information shown herein, while not guaranteed, is derived from sources deemed reliable. Old Republic Title is providing this information as a free customer service and makes no warranties or representations as to its accuracy.

OLD REPUBLIC INSURANCE GROUP

OLD REPUBLIC TITLE

YEAR-TO-DATE DATA

Comparing 01/01/2016 thru 10/31/16 with 01/01/2017 thru 10/31/2017

CONDOMINIUM

	CLOSED SALES			MEDIAN SALES PRICE		
	2017	2016	% Change	2017	2016	% Change
Puna	-	-	N/A	$-	$-	N/A
South Hilo	74	55	34.55%	$109,607	$140,000	-21.71%
North Hilo	-	-	N/A	$-	$-	N/A
Hamakua	-	1	-100.00%	$-	$175,000	-100.00%
North Kohala	-	-	N/A	$-	$-	N/A
South Kohala	237	208	13.94%	$485,000	$465,000	4.30%
North Kona	405	330	22.73%	$295,000	$285,000	3.51%
South Kona	1	2	-50.00%	$240,000	$169,750	41.38%
Ka'u	3	4	-25.00%	$112,000	$123,450	-9.28%
SUMMARY	720	600	20.00%	$310,000	$306,000	1.31%

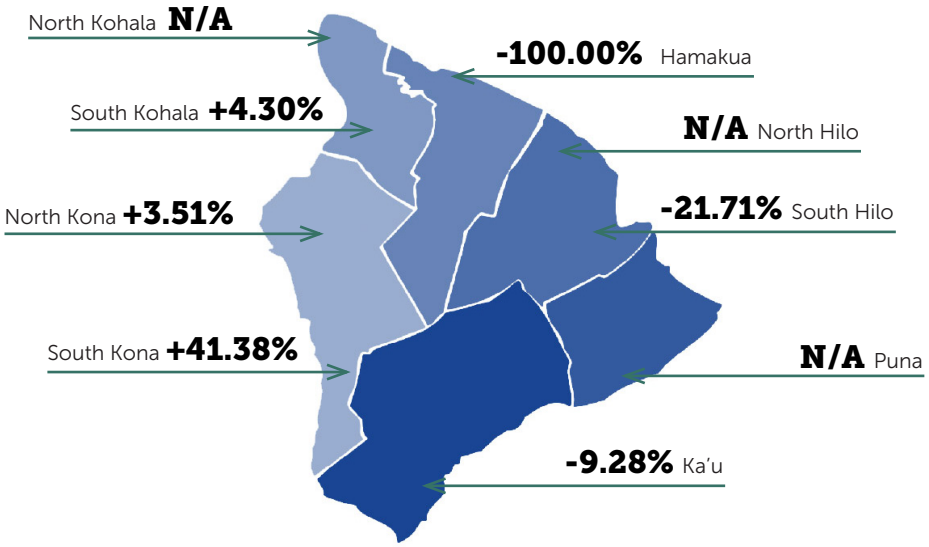

Condominium Unit Sales YTD

2017 vs 2016

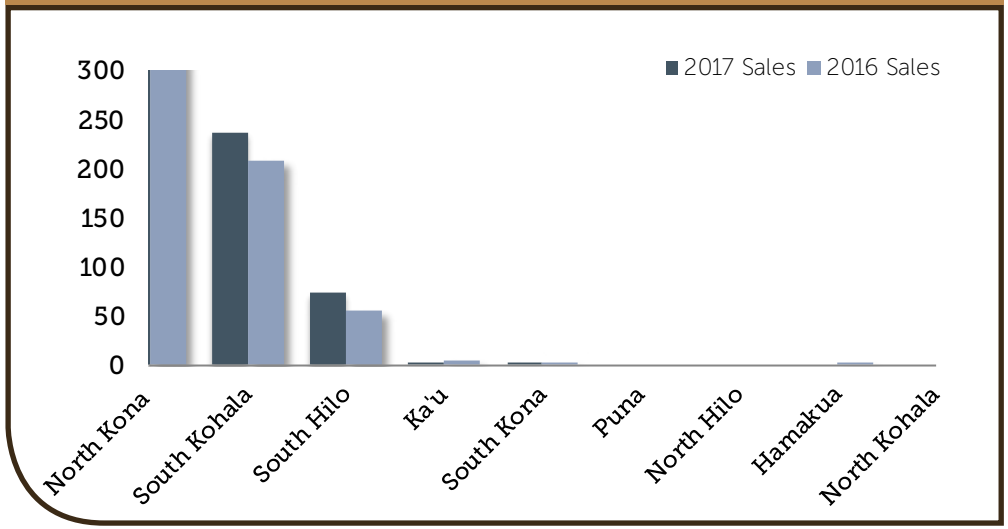

Condominium Median Sales Price YTD

2017 vs 2016

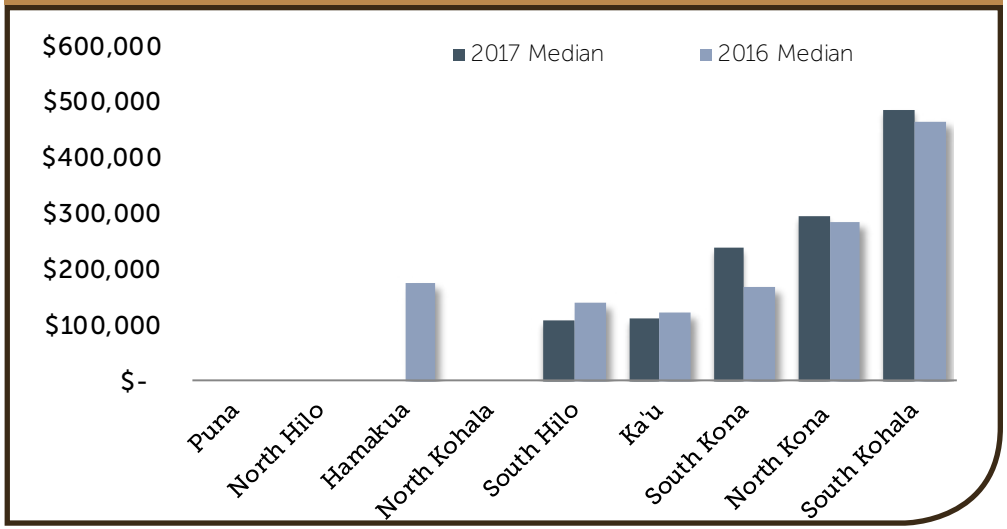

*All information taken from Hawaii Information Services. MLS Sales Data information shown herein, while not guaranteed, is derived from sources deemed reliable.
Old Republic Title is providing this information as a free customer service and makes no warranties or representations as to its accuracy.

OLD REPUBLIC INSURANCE GROUP

OLD REPUBLIC TITLE

YEAR-TO-DATE DATA

Comparing 01/01/2016 thru 10/31/16 with 01/01/2017 thru 10/31/2017

VACANT LAND

	CLOSED SALES			MEDIAN SALES PRICE		
	2017	2016	% Change	2017	2016	% Change
Puna	1136	911	24.70%	$19,500	$19,000	2.63%
South Hilo	97	113	-14.16%	$180,000	$101,500	77.34%
North Hilo	13	12	8.33%	$350,000	$278,000	25.90%
Hamakua	17	21	-19.05%	$320,000	$500,000	-36.00%
North Kohala	38	33	15.15%	$300,000	$325,000	-7.69%
South Kohala	44	51	-13.73%	$196,000	$225,000	-12.89%
North Kona	107	94	13.83%	$325,000	$312,500	4.00%
South Kona	55	55	0.00%	$67,000	$91,080	-26.44%
Ka'u	211	189	11.64%	$11,000	$12,500	-12.00%
SUMMARY	1718	1479	16.16%	$25,000	$25,000	0.00%

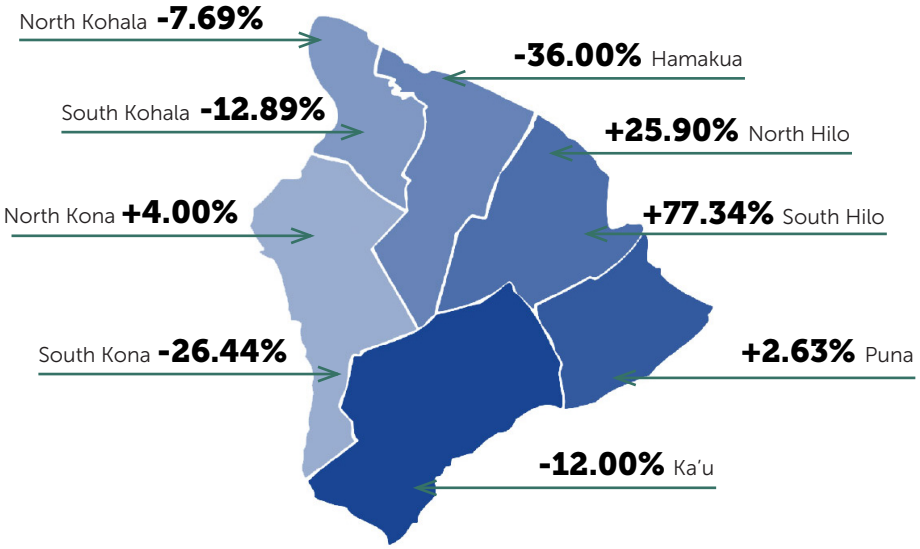

Vacant Land Unit Sales YTD
2017 vs 2016

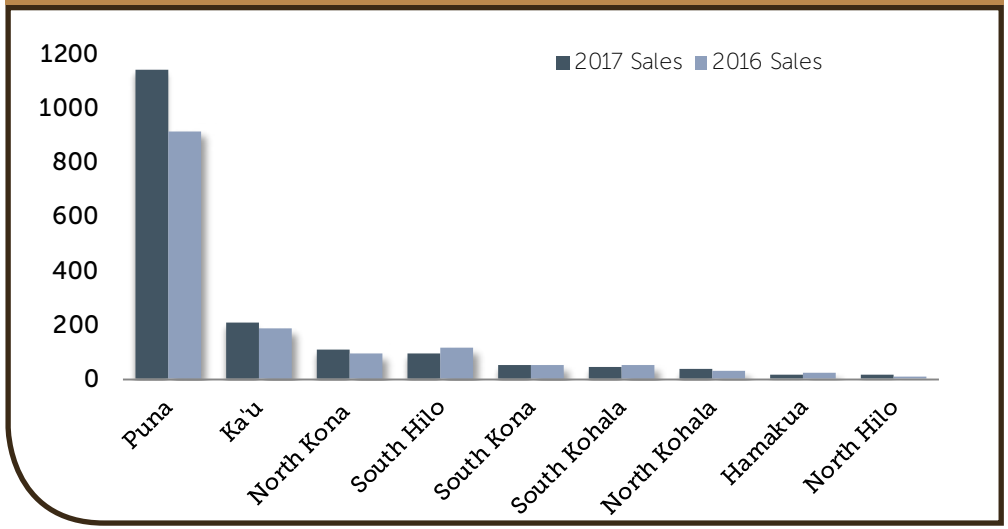

Vacant Land Median Sales Price YTD
2017 vs 2016

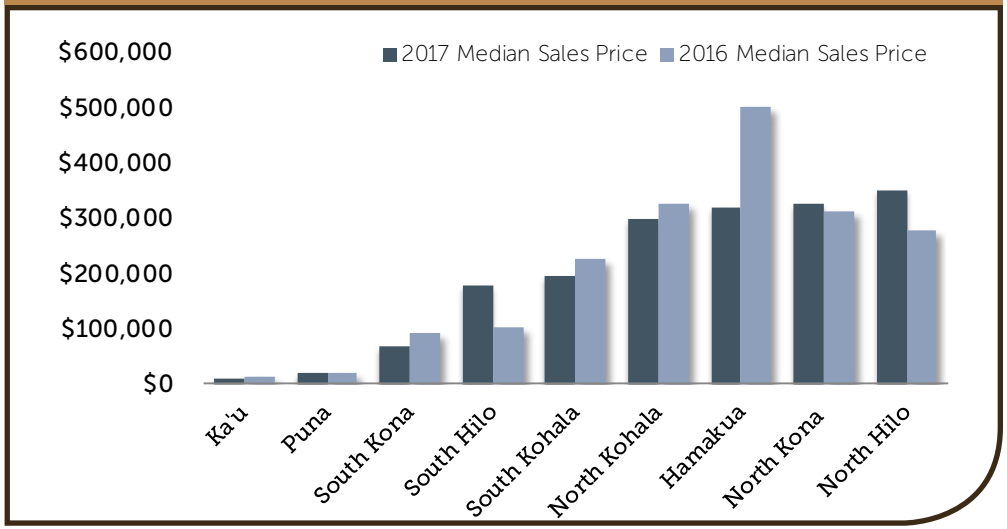

*All information taken from Hawaii Information Services. MLS Sales Data information shown herein, while not guaranteed, is derived from sources deemed reliable.
Old Republic Title is providing this information as a free customer service and makes no warranties or representations as to its accuracy.

OLD REPUBLIC INSURANCE GROUP